



Campbell Fittings

Product Catalog



THE LEADER IN HOSE SYSTEMS TECHNOLOGY

800-367-3678 | www.campbellfittings.com

Campbell Fittings



A

PAGES 3-8

- Combination Nipples
- Menders
- TOE Nipples
- Reducing Nipples
- Suction Hose Couplings
- NST Suction Hose Couplings
- Ball & Socket Couplings
- Strainers
- Foot Valves



F

PAGES 37-40

- ChemJoint™ Couplings
- ChemJoint™ Male Stems
- ChemJoint™ Weld-on Couplings
- ChemJoint™ Unions



B

PAGES 9-12

- Crimpology Nipples
- Male Swivels
- Hose Unions
- Flanges
- Turnback Flanges



G

PAGES 41-46



- Tri-Clamp Fittings
- Tri-Clamp Adapters
- Machined Ferrules
- Washdown Swivels
- PCT Couplings (Wine)
- Wine Ferrules



C

PAGES 13-24

- Insta-Lock™
- Campbell Cobra™ Cam & Groove Couplings
- Standard Cobra™ Cam & Groove Couplings



H

PAGES 47-54

- Ferrules (standard length)
- Ferrules (206/frac)
- Ferrules (long)
- Ferrules (light duty)
- Sleeves (standard length)
- Sleeves (short)



D

PAGES 25-30

- Viton® Seal Ground Joint Couplings
- Viton® Seal Crimped Steam Couplings
- HeatWave Couplings
- Interlocking Male Stems
- Air Hammer Couplings
- Interlocking U-Bolt Clamps
- Whip Check Safety Cables



I

PAGES 55-60

- Barbed Insert Fittings
- Brass Push-on Fittings
- Garden Hose Couplings
- Brass Ferrules



E

PAGES 31-36

- Universal Couplings
- UniversaLock™ Couplings
- Nitrogen Couplings
- Single-Lock Couplings
- Double-Lock Couplings



J

PAGES 61-67



- Worm Gear Clamps
- T-Bolt Clamps



- Band Clamps
- Band & Buckle
- Tools

Campbell Coupling Selection Guide

From the Selection Guide below, choose an appropriate coupling based on the hose type and application working pressure.

Hose construction will affect the working pressure of a hose system. The following chart outlines the maximum working pressure of each Campbell coupling based on the type and size of hose used, as well as the attachment and identifies the Campbell catalog section in which the coupling can be found.

Hose System Components			MAX. SYSTEM WORKING PRESSURE (PSI @ 70°F)														
			Hose Size														
Fitting/Coupling	Attachment	Hose Type	1/2	3/4	1	1-1/4	1-1/2	2	2-1/2	3	4	5	6	8	10	12	
A	Combination Nipple	Short Sleeve	Rubber	400	350	300	275	250	225	225	175	175	175	150	125	100	
	Combination Nipple	Short Sleeve	Chemical	200	200	200	140	130	120	110	100	50	-	-	-	-	
	Combination Nipple	Short Sleeve	PVC	150	125	100	90	85	65	60	55	40	-	30	20	-	-
	Suction Coupling (domestic)	Short Sleeve	Rubber	-	-	-	275	250	225	210	200	175	-	150	100	-	-
	Suction Coupling (domestic)	Short Sleeve	PVC	-	-	-	90	85	65	60	55	40	-	30	20	-	-
	Ball & Socket Coupling ^{3,6}	Short Sleeve	Rubber	-	-	-	-	-	300	-	250	225	-	140	60	-	-
	Ball & Socket Coupling ^{3,6}	Short Sleeve	PVC	-	-	-	-	-	170	-	140	100	-	80	50	-	-
B	Crimpology Nipple	Ferrule	Chem/Rubber	-	-	500	350	325	300	275	250	250	250	225	175	-	-
	Crimpology Nipple	Ferrule	Soft	-	-	200	175	150	150	125	100	75	65	50	20	-	-
	Long Crimpology Nipple	Long Ferrule	Rubber	-	-	-	-	1000	1000	650	600	500	400	-	-	-	-
	Crimpology Nipple Swivel	Ferrule	Chem/Rubber	-	500	500	-	-	-	-	-	-	-	-	-	-	-
	Long Crimpology Nipple Swivel	Long Ferrule	Chem/Rubber	-	-	-	500	500	500	-	-	-	-	-	-	-	-
	Crimpology Flange (steel) ⁴	Ferrule	Chem/Rubber	-	-	-	-	285	285	275	250	250	-	225	175	-	-
	Crimpology Flange (ss) ⁴	Ferrule	Chem/Rubber	-	-	-	-	230	230	230	230	230	-	225	-	-	-
	FRAC-16C 100/206 Hose Union (forged steel)	Frac Ferrule Ferrule	Rubber Rubber	-	-	-	-	-	-	-	-	400	-	-	-	-	-
C	Insta-Lock	Ferrule	Chem/Rubber	250	250	250	250	250	250	150	150	150	75	75	-	-	-
	Campbell Cobra SS C&G ⁵	Ferrule	Chem/Rubber	-	-	250	-	250	250	150	150	125	-	-	-	-	-
	Campbell Cobra AL C&G ⁵	Ferrule	Chem/Rubber	-	-	-	-	250	200	150	125	75	-	75	-	-	-
D	Viton Ground Joint/ Air Hammer/Male Stem	U-Bolt Clamp	Steam	1500	1250	1250	1250	1250	1250	800	500	500	-	300	-	-	-
	Viton Ground Joint/ Air Hammer/Male Stem	Long Ferrule	Rubber	1000	1000	1000	1000	1000	1000	650	500	500	-	-	-	-	-
	HeatWave Coupling/HW Male	Staked-on Ferrule	Rubber	-	-	-	-	-	call	-	call	-	-	-	-	-	-
E	UniversaLock ⁶	Ferrule	Air	300	300	300	-	-	-	-	-	-	-	-	-	-	-
	Universal ⁶	Ferrule	Air	150	150	150	-	-	-	-	-	-	-	-	-	-	-
	Single-Lock Coupling ⁶	Ferrule	Air	300	300	300	-	-	-	-	-	-	-	-	-	-	-
	Double-Lock Coupling ⁶	Ferrule	Air	300	300	300	-	-	-	-	-	-	-	-	-	-	-
F	ChemJoint/Male Stem	Ferrule	Chemical	350	400	450	325	250	250	225	225	200	-	-	-	-	-
	ChemJoint/Male Stem	Ferrule	Rubber	350	400	450	425	400	350	325	300	250	-	-	-	-	-
G	Tri-Clamp	Ferrule	Sanitary	-	-	500	-	450	350	325	300	-	-	-	-	-	-
	Tri-Clamp	Mach. Ferrule	Sanitary	-	-	500	-	500	400	375	350	-	-	-	-	-	-
	Wine Fitting	Ferrule	Sanitary	-	-	-	-	450	350	-	300	-	-	-	-	-	-
	Wine Fitting	Band Clamps	Sanitary	-	-	-	-	100	100	-	50	-	-	-	-	-	-

HOSE SYSTEM PRESSURE DERATING MULTIPLIERS FOR ELEVATED TEMPERATURES (°F)*										
Hose Type	70°	90°	150°	200°	250°	300°	350°	400°	450°	500°
Steam, Hot Tar, Asphalt	1.00	0.95	0.81	0.68	0.56	0.44	0.32	0.20	0.08	N/R
PVC	1.00	0.82	0.30	N/R	N/R	N/R	N/R	N/R	N/R	N/R
All other	1.00	0.91	0.64	0.42	0.20	N/R	N/R	N/R	N/R	N/R
No hose: weld-on or union	1.00	1.00	0.97	0.95	0.92	0.89	0.86	0.84	0.81	N/R

* System temperature is affected by both the media and the environment. N/R means NOT RECOMMENDED!

1) For normal fluids (not hazardous, combustible, flammable, volatile, corrosive, ammonia or LPG). Individual testing should be employed for non-normal fluids to ensure capability. Pressures shown are only valid for the fitting/coupling/attachment and hose combinations indicated and for their threaded mating parts. System working pressure does not include end pull forces. Not for plastic fittings/couplings. All hose systems must be assembled using Campbell procedures and crimp specifications. See elevated temperature derating chart above. Consult factory for reduced temperatures. **Never exceed the working pressure of the lowest rated component in the hose system.** Maximum working pressure includes the highest pressure the system will experience, such as spikes, surges, and water hammer effects. (For example: If a system consists of a hose rated to 150 PSI and the couplings are rated to 500 PSI, the system should never be used in excess of 150 PSI.)

2) Hose descriptions: **Air** - any smooth bore rubber air or water hose. Includes most general purpose hose; **Chemical** - any smooth bore rubber chemical hose, including plastic lined (PTFE, UHMW, XLPE). Does not include soft tube hose; **PVC** - any smooth bore PVC or vinyl hose; **Rubber** - any smooth bore rubber hose except steam, hot tar & asphalt, chemical, and soft tube hose; **Soft** - any smooth bore rubber hose with a thick, soft tube. Usually gum rubber and some food-grade hose; **Steam** - includes hot tar and asphalt; **Sanitary** - includes any food-grade hose

3) Ball & Socket pressure ratings are based on 1.5x WP.

4) Due to limitations with flanges, consult factory for temperatures other than 70°F.

5) Campbell COBRA Cam & Groove Couplings are identified by the name "Campbell" on the body, by the ferrule interlock groove, and by the part number, which includes a "C" suffix. Not for air or gas service.

6) Maximum temperature 160°F.

Campbell Test Reports

Abbreviated Reports and Results

Campbell engineering has conducted nearly 1,000 hydrostatic tests. The following are results from several popular products. Please contact our customer support team to receive test reports on other Campbell products.

The Safety Factor

The RMA requires that hose working pressures include a safety factor commensurate with their intended application. Most hoses are required to meet a 4x safety factor, except the following: Water hose rated under 150 PSI requires a 3x safety factor; Steam hose requires a 10x safety factor; and Hose conveying gas in a liquid state requires a 5x safety factor. (For example: a 150 PSI rated air hose has a 4x safety factor and must be successfully tested to a minimum of 600 PSI.)

Campbell's fitting and coupling pressure ratings match the RMA safety factor requirements with most hoses. Due to the wide variety of industrial hoses, as well as variations in design, construction, and material, we cannot guarantee that our pressure ratings meet the safety factor requirement with every hose.

If you have any questions about pressure ratings, please contact Campbell Fittings.



HYDROSTATIC TEST REPORT

Hose

Fuel drop: 3" ContiTech (GY) Infinity rated to 100 psi.

Couplings

Cam & Groove: 3" Campbell Cobra aluminum C x E
- coupling/sleeve system rated to 75 psi. WP

Attachment

Crimped: Aluminum Sleeves

Goal

Burst hose beyond 400 psi. (hose WP of 100 psi. @ 4 to 1 Safety Factor)

Results

Hose burst at 508 psi. (system exceeded 4x WP)



HYDROSTATIC TEST REPORT

Hose

Chemical: 2" ContiTech (GY) XLPE rated to 150 psi.

Couplings

ChemJoint®: 2" male x female
- coupling/ferrule system rated to 250 psi. WP (swivel nut tightened by hand)

Attachment

Crimped: Stainless Steel Ferrules

Goal

Burst hose beyond 600 psi. (hose WP of 150 psi. @ 4 to 1 Safety Factor)

Results

Hose burst at 1426 psi. (system exceeded 4x WP)



HYDROSTATIC TEST REPORT

Hose

Oilfield: 4" ContiTech (GY) FRAC Blender Hose rated to 400 psi.

Couplings

Crimpology Nipple: 4" FRAC-16 both ends*
- fitting/ferrule system rated to 400 psi WP

Attachment

Crimped: Campbell Frac Ferrules, Plated Steel

Goal

Burst hose beyond 1600 psi. (hose WP of 400 psi. @ 4 to 1 Safety Factor)

Results

Hose burst at 1715 psi. (system exceeded 4x WP)

* NOTE: similar successful results have been achieved with the Campbell "one-piece" 206 union manufactured with the same hose shank design for the same application.



HYDROSTATIC TEST REPORT

Hose

High pressure air: 3" Boston Bulldog Gold HP Air Hose rated to 600 psi.

Couplings

Ground Joint/Male Stem: 3" Heat Wave® male stem on both ends
- coupling/ferrule system rated to 600 psi WP

Attachment

Crimped: Staked-on Ferrule

Goal

Burst hose beyond 2400 psi. at 200°F (hose WP of 600 psi. @ 4 to 1 Safety Factor)

Results

Hose burst at 3539 psi. at 200°F (system exceeded 4x WP)



HYDROSTATIC TEST REPORT

Hose

Frac: 4" ContiTech Oilfield Fracturing Hose rated to 400 psi.

Couplings

206 Hose Union: Male x female Campbell 206 hose union rated to 400 psi.

Attachment

Crimped: Campbell Frac Ferrules, Plated Steel

Goal

Burst hose beyond 1600 psi. (hose WP of 400 psi. @ 4 to 1 Safety Factor)

Results

Hose burst at 1879 psi. (system exceeded 4x WP)



HYDROSTATIC TEST REPORT

Hose

High pressure air: 2" Dayco Wildcatter rated to 3000 psi.*

Couplings

Ground Joint: 2" Campbell Viton® Seal female x male
- coupling/ferrule system rated to 1000 psi. WP

Attachment

Crimped: Steel Long Ferrules

Goal

Establish the limits of the coupling/ferrule system, performed with the wing nut tightened only by hand. *NOTE: Campbell system is only rated to 1000 psi.

Results

Hose burst at 9500 psi. (couplings exceeded WP by more than 9x WP)



HYDROSTATIC TEST REPORT

Hose

Sanitary: 1-1/2" Continental Purple Snake rated to 232 psi.

Couplings

Sanitary: 1-1/2" Tri-Clamp
- fitting/ferrule system rated to 450 psi. WP

Attachment

Crimped: Stainless Steel Ferrules

Goal

Burst hose beyond 928 psi. (hose WP of 232 psi. @ 4 to 1 Safety Factor)

Results

Hose burst at 2198 psi. (system exceeded 9.5x WP)



HYDROSTATIC TEST REPORT

Hose

Layflat: 1-1/2" Kuriyama rated to 75 psi.

Couplings

Aluminum pin-lug: 1-1/2" Campbell male x female
- coupling/sleeve system rated to 150 psi.

Attachment

Crimped: Carbon Steel Sleeves

Goal

Burst hose beyond 225 psi. (hose WP of 75 psi. @ 3 to 1 Safety Factor)

Results

Hose burst at 228 psi. (system exceeded 3x WP)




Campbell Crimpnology™
offers crimping flexibility for your
multi-purpose hose applications.



COMBINATION NIPPLES AND MENDERS

Features & Benefits

- Maximum number of serrations for maximum holding power.
- Long lead serration for easier hose insertion.
- Formed hex wrench area on 3/4" through 1-1/2" combination nipples for easier installation.



Recommended Hose Attachment

- Sleeves
- Preformed Band Clamps

Recommended Use

- Liquid, bulk handling, low-pressure air

SUCTION HOSE COUPLINGS

Features & Benefits

- Maximum number of serrations for maximum holding power.
- Long lead serration for easier hose insertion.
- Suction Couplings machined from pipe eliminate porosity and parting lines, improving sealing and retention.

Recommended Hose Attachment

- Sleeves
- Preformed Band Clamps

Recommended Use

- Liquid, bulk handling



*Bauer-style vs. Campbell
Ball & Socket*

BALL & SOCKET COUPLINGS

Features & Benefits

- Proven, Campbell-style machined hose shank is designed for crimping (crimp specs available).
- Shank design dramatically improves sealing and retention, cuts installation time in half.
- Hose shanks are welded to ball & socket ball ends.

Recommended Hose Attachment


- Sleeves
- Preformed Band Clamps

Recommended Use

- Water Suction/Discharge
- Sewage bypass

MAX. SYSTEM WORKING PRESSURE (PSI @ 70°F) SEE NOTE 1

Hose System Components			Hose Size													
Fitting/Coupling	Attachment	Hose Type	1/2	3/4	1	1-1/4	1-1/2	2	2-1/2	3	4	5	6	8	10	12
Combination Nipple	Short Sleeve	Rubber	400	350	300	275	250	225	225	225	175	175	175	150	125	100
Combination Nipple	Short Sleeve	Chemical	200	200	200	140	130	120	110	100	50	-	-	-	-	-
Combination Nipple	Short Sleeve	PVC	150	125	100	90	85	65	60	55	40	-	30	20	-	-
Suction Coupling	Short Sleeve	Rubber	-	-	-	275	250	225	210	200	175	-	150	100	-	-
Suction Coupling	Short Sleeve	PVC	-	-	-	90	85	65	60	55	40	-	30	20	-	-
Ball & Socket Cplg*	Short Sleeve	Rubber	-	-	-	-	-	300	-	250	225	-	140	60	-	-
Ball & Socket Cplg*	Short Sleeve	PVC	-	-	-	-	-	170	-	140	100	-	80	50	-	-



THREADED



hose size	part number	list each
1/2	HAS-2	6.55
3/4	HAS-3	5.55
1	HAS-4	6.21
1-1/4	HAS-5	8.02
1-1/2	HAS-6	9.06
2	HAS-8	12.24
2-1/2	HAS-10	24.07
3	HAS-12	27.83
4	HAS-16	42.11
5	HAS-20	96.80
6	HAS-24	108.93
8	HAS-32	189.85
10	HAS-40	307.62
12	HAS-48	444.18

Plated Steel

1/2	HAPS-2	6.70
3/4	HAPS-3	5.97
1	HAPS-4	7.08
1-1/4	HAPS-5	8.40
1-1/2	HAPS-6	10.49
2	HAPS-8	14.65
2-1/2	HAPS-10	26.49
3	HAPS-12	33.36
4	HAPS-16	48.00
5	HAPS-20	104.23
6	HAPS-24	122.61
8	HAPS-32	233.27
10	HAPS-40	385.89
12	HAPS-48	557.23

316 Stainless

1/2	HASS-2	23.68
3/4	HASS-3	23.51
1	HASS-4	23.62
1-1/4	HASS-5	30.12
1-1/2	HASS-6	36.96
2	HASS-8	51.45
2-1/2	HASS-10	92.85
3	HASS-12	130.49
4	HASS-16	203.94
5	HASS-20	440.21
6	HASS-24	552.37
8	HASS-32	1059.75
10	HASS-40	3054.83
12	HASS-48	POR

Hastelloy®

hose size	part number	list each
1	HAHAST-4	POR
1-1/2	HAHAST-6	POR
2	HAHAST-8	POR
3	HAHAST-12	POR
4	HAHAST-16	POR

Brass

1/2	HAB-2	21.16
3/4	HAB-3	30.36
1	HAB-4	30.59
1-1/4	HAB-5	37.64
1-1/2	HAB-6	43.49
2	HAB-8	62.76
2-1/2	HAB-10	112.94
3	HAB-12	152.62
4	HAB-16	296.29

Aluminum

1/2	HAA-2	20.76
3/4	HAA-3	17.55
1	HAA-4	18.71
1-1/4	HAA-5	19.48
1-1/2	HAA-6	19.89
2	HAA-8	23.68
2-1/2	HAA-10	61.54
3	HAA-12	52.90
4	HAA-16	80.62
5	HAA-20	176.37
6	HAA-24	198.19

BEVELED



hose size	part number	list each
3/4	HAS-3 BV	8.27
1	HAS-4 BV	9.82
1-1/4	HAS-5 BV	12.12
1-1/2	HAS-6 BV	11.95
2	HAS-8 BV	14.31
2-1/2	HAS-10 BV	25.32
3	HAS-12 BV	30.43
4	HAS-16 BV	44.94
5	HAS-20 BV	102.27
6	HAS-24 BV	109.87
8	HAS-32 BV	200.61
10	HAS-40 BV	345.62
12	HAS-48 BV	473.79

316 Stainless

1/2	HASS-2 BV	31.45
3/4	HASS-3 BV	31.58
1	HASS-4 BV	29.05
1-1/4	HASS-5 BV	43.75
1-1/2	HASS-6 BV	39.21
2	HASS-8 BV	59.34
2-1/2	HASS-10 BV	108.88
3	HASS-12 BV	126.15
4	HASS-16 BV	203.16
5	HASS-20 BV	577.27
6	HASS-24 BV	540.11
8	HASS-32 BV	911.91
10	HASS-40 BV	POR
12	HASS-48 BV	POR

GROOVED



hose size	part number	list each
3/4	HAGS-3	17.20
1	HAGS-4	13.31
1-1/4	HAGS-5	18.71
1-1/2	HAGS-6	15.98
2	HAGS-8	17.63
2-1/2	HAGS-10	26.78
3	HAGS-12	30.35
4	HAGS-16	42.83
5	HAGS-20	93.78
6	HAGS-24	115.57
8	HAGS-32	203.52
10	HAGS-40	346.47
12	HAGS-48	484.84

316 Stainless

1	HAGSS-4	48.85
1-1/4	HAGSS-5	52.63
1-1/2	HAGSS-6	52.82
2	HAGSS-8	58.67
3	HAGSS-12	159.99
4	HAGSS-16	220.58
5	HAGSS-20	576.71
6	HAGSS-24	622.53
8	HAGSS-32	1378.06

REDUCER



npt x hose	part number	list each
1 X 3/4	HRS-4X3	13.72
1-1/4 X 1	HRS-5X4	20.45
1-1/2 X 1-1/4	HRS-6X5	16.13
2 X 1-1/2	HRS-8X6	21.01
2-1/2 X 2	HRS-10X8	36.45
3 X 2-1/2	HRS-12X10	44.15
4 X 3	HRS-16X12	85.90

Plated Steel

1 X 3/4	HRPS-4X3	13.84
1-1/4 X 1	HRPS-5X4	21.48
1-1/2 X 1-1/4	HRPS-6X5	17.37
2 X 1-1/2	HRPS-8X6	22.65
2-1/2 X 2	HRPS-10X8	38.39
3 X 2-1/2	HRPS-12X10	45.77
4 X 3	HRPS-16X12	87.46

316 Stainless

1 X 3/4	HRSS-4X3	50.33
1-1/4 X 1	HRSS-5X4	63.06
1-1/2 X 1-1/4	HRSS-6X5	85.90
2 X 1-1/2	HRSS-8X6	106.36
2-1/2 X 2	HRSS-10X8	134.33

Other configurations and materials not listed above can be quoted upon request.

EXPANDER



Steel

npt x hose	part number	list each
3/4 X 1	HES-3X4	10.73
1 X 1-1/4	HES-4X5	11.77
1-1/4 X 1-1/2	HES-5X6	14.80
1-1/2 X 2	HES-6X8	25.57
2 X 2-1/2	HES-8X10	36.60
2-1/2 X 3	HES-10X12	44.60
3 X 4	HES-12X16	89.81

Plated Steel

1/2 X 3/4	HEPS-2X3	14.94
3/4 X 1	HEPS-3X4	11.19
1 X 1-1/4	HEPS-4X5	12.52
1-1/4 X 1-1/2	HEPS-5X6	15.47
1-1/4 X 2	HEPS-5X8	32.59
1-1/2 X 2	HEPS-6X8	26.01
2 X 2-1/2	HEPS-8X10	37.84
2-1/2 X 3	HEPS-10X12	47.10
3 X 4	HEPS-12X16	99.27

316 Stainless

1/2 X 3/4	HESS-2X3	37.94
3/4 X 1	HESS-3X4	35.74
1 X 1-1/4	HESS-4X5	77.89
1 X 1-1/2	HESS-4X6	92.03
1-1/4 X 1-1/2	HESS-5X6	90.13
1-1/4 X 2	HESS-5X8	101.26
1-1/2 X 2	HESS-6X8	104.31
2 X 2-1/2	HESS-8X10	138.07

MENDER



Plated Steel

hose size	part number	list each
1/2	HCPS-2	10.57
3/4	HCPS-3	8.39
1	HCPS-4	8.64
1-1/4	HCPS-5	12.36
1-1/2	HCPS-6	13.76
2	HCPS-8	17.45
2-1/2	HCPS-10	27.92
3	HCPS-12	28.39
4	HCPS-16	51.00
5	HCPS-20	145.12
6	HCPS-24	113.66
8	HCPS-32	246.63
10	HCPS-40	369.57
12	HCPS-48	742.11

316 Stainless

3/4	HCSS-3	62.32
1	HCSS-4	65.19
1-1/4	HCSS-5	68.82
1-1/2	HCSS-6	77.08
2	HCSS-8	87.38
3	HCSS-12	194.90
4	HCSS-16	240.29
6	HCSS-24	1000.12

Brass

3/4	HCB-3	17.28
1	HCB-4	17.79
1-1/4	HCB-5	28.79
1-1/2	HCB-6	46.75
2	HCB-8	51.43

TOE NIPPLES AND REDUCING NIPPLES



TOE NIPPLES



Steel

npt x length	part number	list each
1/2 X 1-1/2	RN-2S	2.86
1/2 X 2	RN-2	2.86
3/4 X 1-1/2	RN-3S	3.12
3/4 X 2	RN-3	3.16
1 X 2	RN-4	4.60
1-1/4 X 2	RN-5	6.00
1-1/4 X 2-1/2	RN-5L	6.75
1-1/2 X 2	RN-6	7.18
1-1/2 X 2-1/2	RN-6L	7.67
1-1/2 X 3	RN-6XL	8.72
2 X 2	RN-8	8.24
2 X 2-1/2	RN-8L	9.94
2 X 3	RN-8XL	10.43
2-1/2 X 2-1/2	RN-10S	29.57
3 X 3	RN-12	32.32
3 X 3-1/2	RN-12L	35.95
3 X 4	RN-12XL	39.53
4 X 4	RN-16	133.45

304 Stainless

1/2 X 1-1/2	RNS-2S	10.71
1/2 X 2	RNS-2	11.16
3/4 X 1-1/2	RNS-3S	11.47
3/4 X 2	RNS-3	11.63
1 X 2	RNS-4	16.80
1-1/4 X 2	RNS-5	17.51
1-1/4 X 2-1/2	RNS-5L	19.13
1-1/2 X 2	RNS-6	21.34
1-1/2 X 2-1/2	RNS-6L	20.49
1-1/2 X 3	RNS-6XL	21.44
2 X 2	RNS-8	27.62
2 X 2-1/2	RNS-8L	28.23
2 X 3	RNS-8XL	33.33
2-1/2 X 2-1/2	RNS-10S	78.83
3 X 3	RNS-12	84.01
3 X 3-1/2	RNS-12L	91.09
3 X 4	RNS-12XL	106.27

REDUCING NIPPLES



Steel

npt x npt	part number	list each
3/4 X 1/2	NS 3-2	12.16
1 X 3/4	NS 4-3	12.66
1-1/4 X 1	NS 5-4	17.59
1-1/2 X 1-1/4	NS 6-5	19.02
2 X 1-1/2	NS 8-6	21.22
2-1/2 X 2	NS 10-8	39.99
3 X 2	NS 12-8	65.60
3 X 2-1/2	NS 12-10	44.79
4 X 3	NS 16-12	70.01



SUCTION HOSE COUPLINGS

COMPLETE SET

Shanks: Plated Steel		Nut: Brass		
hose size	part number	list each		
1-1/4	CSB-5	51.01		
1-1/2	CSB-6	36.97		
2	CSB-8	47.73		
2-1/2	CSB-10	76.21		
3	CSB-12	87.08		
4	CSB-16	138.86		
6	CSB-24	277.57		
8	CSB-32	944.27		

FEMALE SHANK

Shank: Plated Steel		Nut: Brass		
hose size	part number	list each		
1-1/4	FSB-5	31.13		
1-1/2	FSB-6	22.26		
2	FSB-8	25.71		
2-1/2	FSB-10	44.89		
3	FSB-12	52.33		
4	FSB-16	84.43		
6	FSB-24	176.98		

MALE SHANK

Plated Steel		
hose size	part number	list each
1-1/4	MS-5	18.94
1-1/2	MS-6	14.93
2	MS-8	22.66
2-1/2	MS-10	34.23
3	MS-12	36.12
4	MS-16	53.97
6	MS-24	123.75
8	MS-32	194.35

IMPORT SUCTION HOSE COUPLINGS

COMPLETE SET

Shanks: Aluminum		Nut: Brass		
hose size	part number	list each		
1-1/2	CAB-150	17.16		
2	CAB-200	25.40		
2-1/2	CAB-250	47.10		
3	CAB-300	52.92		
4	CAB-400	93.36		
6	CAB-600	220.09		

Shanks: Brass
Nut: Brass

1-1/2	CBB-150	50.37
2	CBB-200	70.81
3	CBB-300	175.65
4	CBB-400	273.55

FEMALE SHANK

Shank: Aluminum		Nut: Brass		
hose size	part number	list each		
1-1/2	FAB-150	11.87		
2	FAB-200	17.43		
2-1/2	FAB-250	28.43		
3	FAB-300	34.73		
4	FAB-400	61.96		
6	FAB-600	125.48		

Shank: Brass
Nut: Brass

1-1/2	FBB-150	29.17
2	FBB-200	43.81
3	FBB-300	98.49
4	FBB-400	167.08

MALE SHANK

Aluminum		
hose size	part number	list each
1-1/2	MA-150	5.74
2	MA-200	8.00
2-1/2	MA-250	15.07
3	MA-300	18.20
4	MA-400	32.83
6	MA-600	66.21

Brass

1-1/2	MB-150	23.94
2	MB-200	34.77
3	MB-300	85.00
4	MB-400	136.44

IMPORT SUCTION HOSE COUPLINGS (NST threads)

COMPLETE SET

Shanks: Aluminum		Nut: Brass		
hose size	part number	list each		
1-1/2	NSTA-150	26.86		
2-1/2	NSTA-250	51.49		

Shanks: Ductile Iron
Nut: Ductile Iron

1-1/2	NSTD-150	27.67
2-1/2	NSTD-250	67.41

Shanks: Brass
Nut: Brass

1-1/2	NSTB-150	76.11
2-1/2	NSTB-250	173.77

WASHER

Neoprene (NPSM)		
hose size	part number	list each
1-1/4	WN-5	0.93
1-1/2	WN-6	0.93
2	WN-8	0.94
2-1/2	WN-10	1.10
3	WN-12	1.80
4	WN-16	2.21
6	WN-24	6.28
8	WN-32	13.59


SPANNER WRENCH

size	part number	list each
1-1/2	SW-6	11.23
2	SW-8	11.44
3	SW-12	13.97
4	SW-16	14.49
6	SW-32	65.30
8	SW-32	65.30

ADJUSTABLE HYDRANT WRENCH


part number	list each
AHW-1	58.35

- Adjustable for 1-1/4" square nuts and pentagon hydrant nuts up to 1-3/4" point to flat.
- Spanner hook for 1-1/2" through 6" pin lug nuts.
- 18" overall length.




**BALL & SOCKET
 COUPLINGS**

**BALL & SOCKET
 COMPLETE SET**


 hose size	part number	list each
2	BSGS-8	176.43
3	BSGS-12	261.73
4	BSGS-16	346.90
6	BSGS-24	668.37
8	BSGS-32	1134.91

**FEMALE*
 (socket x machined hose end)**


 hose size	part number	list each
2	BFGS-8	67.58
3	BFGS-12	98.76
4	BFGS-16	127.90
6	BFGS-24	260.48
8	BFGS-32	426.87


*Sold without SBR ring gasket

**MALE
 (ball x machined hose end)**

 hose size	part number	list each
2	BMGS-8	66.97
3	BMGS-12	98.02
4	BMGS-16	121.42
6	BMGS-24	221.58
8	BMGS-32	389.63


RING GASKET

 SBR hose size	part number	list each
2	BSG-8	5.98
3	BSG-12	7.24
4	BSG-16	10.10
6	BSG-24	20.40
8	BSG-32	27.42




**FOOT VALVES
 & STRAINERS**


**ROUND HOLE
 STEEL STRAINER**

 npsm size	part number	list each
1-1/2	RHS-6	27.38
2	RHS-8	31.54
2-1/2	RHS-10	35.86
3	RHS-12	42.80
4	RHS-16	59.54
6	RHS-24	167.43
8	RHS-32	372.08


**SQUARE HOLE
 STEEL STRAINER**

 npsm size	part number	list each
1-1/2	SHS-6	26.85
2	SHS-8	31.13
2-1/2	SHS-10	34.78
3	SHS-12	46.16
4	SHS-16	64.23
6	SHS-24	180.64


**TOP HOLE
 STEEL STRAINER**

 npsm size	part number	list each
1-1/2	THS-6	77.65
2	THS-8	86.89
3	THS-12	196.25

**BOTTOM HOLE
 STEEL STRAINER**

 npsm size	part number	list each
1-1/2	BHS-6	79.74
2	BHS-8	90.43
3	BHS-12	202.50

**FOOT VALVE
 (painted cast iron)**

 npt size	part number	list each
1-1/2	FV-6	40.85
2	FV-8	63.70
2-1/2	FV-10	78.92
3	FV-12	99.16
4	FV-16	181.32
6	FV-24	419.03
8	FV-32	906.22

Foot Valve components are available upon request.



B Fittings for Critical Application or High Pressure Multi-Purpose Hose & Chemical Hose

Campbell Crimpnology™ offers crimping flexibility for your multi-purpose hose applications.




Flanges meet ANSI/ASME B16.5 150 pound class specifications.

CRIMPNOLOGY NIPPLES

Features & Benefits

- Designed for use with Campbell Interlocking Ferrules.
- Fittings use the same ferrules as Campbell COBRA Parts C and E, ChemJoint Couplings, and ContiTech Insta-Lock Cam & Groove Couplings to keep ferrule inventory low and flexible.
- Interlock groove on fitting locks ferrule into place for the ultimate in holding power.
- Campbell's custom ferrule positioning system makes assembly easy and speeds crimping.
- Graduated serration pattern (sharper near the interlock, rounder near the end, with smooth end detail to reduce potential failure caused by abrasion) grips, seals, and protects hose.
- Shank and ferrule lengths are matched for performance and to avoid potential hose tube or cover damage.
- Crimped assemblies are low profile and eliminate sharp edges from band clamp buckles.



Crimpology Nipple

CRIMPNOLOGY SWIVEL

Features & Benefits

- 360° swivel rotation between the threaded hex and hose barb for easy installation, eliminates hose kinking.
- Threaded body includes hex wrench-flats.
- Viton O-Ring and snap ring inside hex area.

Special Features

- Crimpnology Nipples provide an excellent fitting solution for medium pressure applications such as "Frac Hose", mud-pump hose, and other abusive applications.
- Long Shank Crimpnology Nipples provide excellent sealing and retention for high-pressure applications. (See ratings chart below)
- 206 Hose Union machined from forged steel, eliminates porosity.




Crimpology Swivel

Note: Swivel is not for continuous rotation applications.

Swivel Hex Body

Hose System Components			MAX. SYSTEM WORKING PRESSURE (PSI @ 70°F) <small>SEE NOTE 1</small>										
			Hose Size										
Fitting/Coupling	Attachment	Hose Type	3/4	1	1-1/4	1-1/2	2	2-1/2	3	4	5	6	8
Crimpology Nipple	Ferrule	Chem/Rubber	-	500	350	325	300	275	250	250	250	225	175
Crimpology Nipple	Ferrule	Soft	-	200	175	150	150	125	100	75	65	50	20
Long Crimpology Nipple	Long Ferrule	Rubber	-	-	-	1000	1000	650	600	500	400	-	-
Crimpology Nipple Swivel	Ferrule	Chem/Rubber	500	500	-	-	-	-	-	-	-	-	-
Long Crimpology Nipple Swivel	Long Ferrule	Chem/Rubber	-	-	500	500	500	-	-	-	-	-	-
Crimpology Flange (steel)	Ferrule	Chem/Rubber	-	-	-	285	285	275	250	250	-	225	175
Crimpology Flange (ss)	Ferrule	Chem/Rubber	-	-	-	230	230	230	230	230	-	225	-
FRAC-16C	Frac Ferrule	Rubber	-	-	-	-	-	-	-	400	-	-	-
100/206 Hose Union (forged steel)	Ferrule	Rubber	-	-	-	-	500	-	500	-	-	-	-

See footnotes 1, 2 and 4 on Page 1



CRIMPNOLOGY NIPPLES

THREADED



Plated Steel

hose size	part number	list each
1	HAPS-4C	27.26
1-1/4	HAPS-5C	27.36
1-1/2	HAPS-6C	25.12
2	HAPS-8C	30.15
2-1/2	HAPS-10C	50.68
3	HAPS-12C	58.33
4	HAPS-16C	72.11
5	HAPS-20C	110.38
6	HAPS-24C	152.75
8	HAPS-32C	303.77

316 Stainless

1	HASS-4C	40.44
1-1/4	HASS-5C	56.23
1-1/2	HASS-6C	57.20
2	HASS-8C	67.42
2-1/2	HASS-10C	127.72
3	HASS-12C	146.08
4	HASS-16C	215.88
5	HASS-20C	364.39
6	HASS-24C	753.86
8	HASS-32C	POR

Hastelloy®

1	HAHAST-4C	POR
1-1/2	HAHAST-6C	POR
2	HAHAST-8C	POR

SCH. 80 THREADED LONG SHANK



Steel

hose size	part number	list each
1-1/2	HALPS-6C	46.22
2	HALPS-8C	47.59
2-1/2	HALPS-10C	78.18
3	HALPS-12C	104.12
4	HALPS-16C	153.71

SCH. 80 THREADED (for 400 psi frac hose)



Steel

hose size	part number	list each
4	FRAC-16C	83.91

Use only heavy duty FRAC ferrules

SQUARE CUT END



Steel

hose size	part number	list each
1-1/2	HAS-6C SQ	26.32
2	HAS-8C SQ	30.95
2-1/2	HAS-10C SQ	49.66
3	HAS-12C SQ	55.99
4	HAS-16C SQ	70.83
6	HAS-24C SQ	130.74
8	HAS-32C SQ	320.28

316 Stainless

1-1/2	HASS-6C SQ	56.54
2	HASS-8C SQ	78.29
2-1/2	HASS-10C SQ	134.29
3	HASS-12C SQ	162.36
4	HASS-16C SQ	239.88
6	HASS-24C SQ	743.25
8	HASS-32C SQ	POR

GROOVED



Steel

hose size	part number	list each
1-1/2	HAGS-6C	34.22
2	HAGS-8C	40.41
2-1/2	HAGS-10C	65.05
3	HAGS-12C	73.61
4	HAGS-16C	87.62
6	HAGS-24C	166.74
8	HAGS-32C	POR

316 Stainless

1	HAGSS-4C	51.92
1-1/2	HAGSS-6C	70.96
2	HAGSS-8C	87.45
2-1/2	HAGSS-10C	186.57
3	HAGSS-12C	207.92
4	HAGSS-16C	274.53
6	HAGSS-24C	832.69
8	HAGSS-32C	984.47

MALE SWIVEL



Steel

hose size	part number	list each
3/4	HAPS-3C SW	81.01
1	HAPS-4C SW	84.80
1-1/4	HALPS-5C SW	108.58
1-1/2	HALPS-6C SW	143.49
2	HALPS-8C SW	242.06

316 Stainless

hose size	part number	list each
3/4	HASS-3C SW	POR
1	HASS-4C SW	247.47
1-1/4	HALSS-5C SW	POR
1-1/2	HALSS-6C SW	POR
2	HALSS-8C SW	POR

FIGURE 206 HOSE UNION SET



Forged Steel

hose size	part number	list each
3	206S-12C-400	299.88
4	206S-16C-400	323.99

FIGURE 100 HOSE UNION SET



Forged Steel

hose size	part number	list each
2	100S-8C-500	117.09
3	100S-12C-400	288.91
4	100S-16C-400	323.99

HOSE UNION NUT



Forged Steel

hose size	part number	list each
4	206N-16C-400	140.44


VITON O-RING



Viton

size	part number	list each
4	206VO-16	1.51

FLANGED
 (with 150lb. fixed flange)



Steel		
hose size	part number	list each
1-1/2	FHAS-6C	115.77
2	FHAS-8C	117.36
2-1/2	FHAS-10C	210.62
3	FHAS-12C	185.39
4	FHAS-16C	203.21
6	FHAS-24C	329.37
8	FHAS-32C	537.54

316 Stainless		
hose size	part number	list each
1	FHASS-4C	263.35
1-1/2	FHASS-6C	295.87
2	FHASS-8C	324.30
2-1/2	FHASS-10C	502.29
3	FHASS-12C	489.58
4	FHASS-16C	690.50
6	FHASS-24C	1077.56
8	FHASS-32C	2231.74


TURNBACK
 (for use with 150lb. floating flange)



Steel		
hose size	part number	list each
1-1/2	THAS-6C	56.63
2	THAS-8C	62.38
2-1/2	THAS-10C	118.22
3	THAS-12C	125.96
4	THAS-16C	199.23
6	THAS-24C	519.75
8	THAS-32C	724.86

316 Stainless		
hose size	part number	list each
1	THASS-4C	106.38
1-1/2	THASS-6C	117.53
2	THASS-8C	224.76
2-1/2	THASS-10C	301.35
3	THASS-12C	381.64
4	THASS-16C	496.48
6	THASS-24C	1091.70
8	THASS-32C	2404.18


FLANGE-FLOATING
 (150lb.)



Steel		
hose size	part number	list each
1-1/2	FF150S-6	20.96
2	FF150S-8	42.26
2-1/2	FF150S-10	50.46
3	FF150S-12	48.32
4	FF150S-16	60.61
6	FF150S-24	95.87
8	FF150S-32	210.38

316 Stainless		
hose size	part number	list each
1	FF150SS-4	84.92
1-1/2	FF150SS-6	116.06
2	FF150SS-8	145.90
2-1/2	FF150SS-10	144.07
3	FF150SS-12	216.15
4	FF150SS-16	307.81
6	FF150SS-24	493.03
8	FF150SS-32	POR


FLANGE-THREADED
 (150lb.)



Steel		
npt size	part number	list each
1-1/2	FT150S-6	19.39
2	FT150S-8	49.89
2-1/2	FT150S-10	57.90
3	FT150S-12	60.21
4	FT150S-16	80.04
6	FT150S-24	143.45
8	FT150S-32	233.37

316 Stainless		
npt size	part number	list each
1	FT150SS-4	114.08
1-1/2	FT150SS-6	123.35
2	FT150SS-8	60.30
2-1/2	FT150SS-10	159.15
3	FT150SS-12	220.92
4	FT150SS-16	337.63
6	FT150SS-24	363.21
8	FT150SS-32	1062.70

FLANGE-SLIP ON
 (150lb.)



Steel		
npt size	part number	list each
1-1/2	FS150S-6	30.32
2	FS150S-8	37.16
2-1/2	FS150S-10	62.87
3	FS150S-12	46.89
4	FS150S-16	57.72
6	FS150S-24	85.67
8	FS150S-32	142.68

316 Stainless		
npt size	part number	list each
1	FS150SS-4	54.82
1-1/2	FS150SS-6	68.24
2	FS150SS-8	79.73
2-1/2	FS150SS-10	116.88
3	FS150SS-12	137.41
4	FS150SS-16	159.42
6	FS150SS-24	243.20
8	FS150SS-32	546.55



Campbell INSTA-LOCK™



Campbell Crimpnology™ offers crimping flexibility for your liquid, bulk, and chemical transfer hose applications.

INSTA-LOCK™

Insta-Lock™ is an innovative, durable, and reliable coupling system suitable for greater convenience, security and performance.

Features & Benefits

- A perfect synergy of hose & coupling system performance to handle all of your tough applications.
- Revolutionary ergonomic, easy-to-use automatic locking handle design eliminates issues with lock-out, tag-out specifications.
- Improved robust design with precision-machined shank serrations and 360° mechanical interlock with Campbell ferrules.



CAMPBELL COBRA

“Campbell COBRA” is high-performance version in Parts C and E.

Features & Benefits

- Campbell COBRA C's and E's are designed by Campbell, produced to strict Campbell specifications and rigorously tested.
- 360° interlock groove on fitting locks ferrule into place for the ultimate in holding power.
- Shank and ferrule lengths are matched for performance and to avoid potential hose tube or hose cover damage.
- Serrations designed to grip, seal, and protect hose when crimped.



Campbell Cobra Part C and matching Campbell Interlocking Ferrule

STANDARD COBRA

System rated performance with sleeves or Strapbinder preformed band clamps.



Locking arms for COBRA couplings

- Locking handles can be purchased assembled onto the coupling or as a kit and retrofitted onto existing inventory.

All Campbell Cam & Groove parts should utilize the safety lockpin with camlock arms while in service.

All Campbell Cam & Groove couplings are designed to couple and interchange with couplings made to specifications: ASTM F1122, CID A-A-59326, MIL-C-27487.

MAX. SYSTEM WORKING PRESSURE (PSI @ 70°F) SEE NOTE 1

Hose System Components			Hose Size										
Fitting/Coupling	Attachment	Hose Type	1/2	3/4	1	1-1/4	1-1/2	2	2-1/2	3	4	5	6
Insta-Lock	Ferrule	Chem/Rubber	250	250	250	250	250	250	150	150	150	75	75
Campbell Cobra SS C&G	Ferrule	Chem/Rubber			250	-	250	250	150	150	125	-	-
Campbell Cobra AL C&G	Ferrule	Chem/Rubber			-	-	250	200	150	125	75	-	75

See footnotes 1, 2 and 5 on Page 1

**INSTA-LOCK™
COUPLINGS**

PART A
Stainless Steel

npt size	part number	list each
1/2	A050SS	46.06
3/4	A075SS	49.82
1	A100SS	51.91
1-1/4	A125SS	61.21
1-1/2	A150SS	63.94
2	A200SS	69.33
2-1/2	A250SS	125.67
3	A300SS	132.12
4	A400SS	230.30
5	A500SS	380.12
6	A600SS	403.03

Aluminum

npt size	part number	list each
1/2	A050AL	13.21
3/4	A075AL	10.67
1	A100AL	13.36
1-1/4	A125AL	21.36
1-1/2	A150AL	18.52
2	A200AL	20.27
2-1/2	A250AL	29.91
3	A300AL	28.70
4	A400AL	62.88
5	A500AL	102.73
6	A600AL	124.30

Brass

npt size	part number	list each
1/2	A050BR	21.12
3/4	A075BR	25.58
1	A100BR	28.39
1-1/4	A125BR	46.12
1-1/2	A150BR	49.21
2	A200BR	59.58
2-1/2	A250BR	106.06
3	A300BR	119.18
4	A400BR	204.70
5	A500BR	319.15
6	A600BR	430.00

PART B
Stainless Steel

npt size	part number	list each
1/2	B050SS	81.36
3/4	B075SS	99.15
1	B100SS	103.36
1-1/4	B125SS	145.70
1-1/2	B150SS	139.91
2	B200SS	148.09
2-1/2	B250SS	205.48
3	B300SS	262.67
4	B400SS	324.06
5	B500SS	436.67
6	B600SS	610.48

Aluminum

npt size	part number	list each
1/2	B050AL	28.18
3/4	B075AL	28.73
1	B100AL	43.94
1-1/4	B125AL	51.97
1-1/2	B150AL	50.91
2	B200AL	50.15
2-1/2	B250AL	71.79
3	B300AL	81.67
4	B400AL	110.61
5	B500AL	145.03
6	B600AL	149.24

Brass

npt size	part number	list each
1/2	B050BR	45.15
3/4	B075BR	69.21
1	B100BR	74.30
1-1/4	B125BR	88.39
1-1/2	B150BR	101.21
2	B200BR	124.33
2-1/2	B250BR	160.48
3	B300BR	225.15
4	B400BR	326.94
5	B500BR	427.64
6	B600BR	588.97

PART C
Stainless Steel

npt size	part number	list each
1/2	C050SS	86.21
3/4	C075SS	88.24
1	C100SS	102.67
1-1/4	C125SS	132.88
1-1/2	C150SS	120.88
2	C200SS	128.73
2-1/2	C250SS	208.33
3	C300SS	227.06
4	C400SS	338.70
5	C500SS	517.15
6	C600SS	484.24

Aluminum

npt size	part number	list each
1/2	C050AL	24.91
3/4	C075AL	41.21
1	C100AL	36.97
1-1/4	C125AL	50.76
1-1/2	C150AL	50.15
2	C200AL	53.61
2-1/2	C250AL	65.15
3	C300AL	77.27
4	C400AL	115.91
5	C500AL	134.24
6	C600AL	236.36

Brass

npt size	part number	list each
1/2	C050BR	46.97
3/4	C075BR	57.88
1	C100BR	69.70
1-1/4	C125BR	112.82
1-1/2	C150BR	101.33
2	C200BR	120.64
2-1/2	C250BR	173.33
3	C300BR	197.33
4	C400BR	318.18
5	C500BR	602.97
6	C600BR	756.97

PART D
Stainless Steel

npt size	part number	list each
1/2	D050SS	74.55
3/4	D075SS	99.61
1	D100SS	102.06
1-1/4	D125SS	114.61
1-1/2	D150SS	126.48
2	D200SS	141.55
2-1/2	D250SS	248.82
3	D300SS	265.52
4	D400SS	337.27
5	D500SS	545.45
6	D600SS	589.52

Aluminum

npt size	part number	list each
1/2	D050AL	28.33
3/4	D075AL	43.18
1	D100AL	43.94
1-1/4	D125AL	52.18
1-1/2	D150AL	48.12
2	D200AL	50.15
2-1/2	D250AL	72.73
3	D300AL	76.21
4	D400AL	95.27
5	D500AL	136.52
6	D600AL	245.45

PART D (continued from previous page)

Brass

npt size	part number	list each
1/2	D050BR	57.94
3/4	D075BR	64.27
1	D100BR	68.76
1-1/4	D125BR	84.85
1-1/2	D150BR	91.06
2	D200BR	107.39
2-1/2	D250BR	181.12
3	D300BR	202.73
4	D400BR	279.33
5	D500BR	393.33
6	D600BR	681.82

PART E

Stainless Steel

npt size	part number	list each
1/2	E050SS	49.15
3/4	E075SS	52.88
1	E100SS	51.67
1-1/4	E125SS	71.03
1-1/2	E150SS	80.67
2	E200SS	89.24
2-1/2	E250SS	207.76
3	E300SS	166.09
4	E400SS	309.09
5	E500SS	460.94
6	E600SS	612.76

Aluminum

npt size	part number	list each
1/2	E050AL	13.48
3/4	E075AL	14.61
1	E100AL	16.67
1-1/4	E125AL	22.67
1-1/2	E150AL	24.61
2	E200AL	27.58
2-1/2	E250AL	36.36
3	E300AL	39.06
4	E400AL	69.33
5	E500AL	113.30
6	E600AL	159.09

Brass

npt size	part number	list each
1/2	E050BR	26.58
3/4	E075BR	28.94
1	E100BR	53.94
1-1/4	E125BR	58.58
1-1/2	E150BR	78.79
2	E200BR	105.15
2-1/2	E250BR	136.70
3	E300BR	162.00
4	E400BR	267.94
5	E500BR	598.18
6	E600BR	798.82

PART F

Stainless Steel

npt size	part number	list each
1/2	F050SS	49.12
3/4	F075SS	55.91
1	F100SS	60.76
1-1/4	F125SS	73.94
1-1/2	F150SS	77.76
2	F200SS	90.91
2-1/2	F250SS	161.39
3	F300SS	195.61
4	F400SS	270.06
5	F500SS	334.33
6	F600SS	467.67

Aluminum

npt size	part number	list each
1/2	F050AL	11.76
3/4	F075AL	12.58
1	F100AL	14.82
1-1/4	F125AL	20.88
1-1/2	F150AL	20.85
2	F200AL	21.79
2-1/2	F250AL	38.70
3	F300AL	37.03
4	F400AL	67.73
5	F500AL	121.06
6	F600AL	142.42

Brass

npt size	part number	list each
1/2	F050BR	25.73
3/4	F075BR	30.12
1	F100BR	39.61
1-1/4	F125BR	55.88
1-1/2	F150BR	57.03
2	F200BR	76.33
2-1/2	F250BR	146.45
3	F300BR	167.33
4	F400BR	261.21
5	F500BR	448.12
6	F600BR	655.73

PART DC

Stainless Steel

npt size	part number	list each
1/2	DC050SS	63.91
3/4	DC075SS	50.73
1	DC100SS	59.42
1-1/4	DC125SS	78.24
1-1/2	DC150SS	94.15
2	DC200SS	131.30
2-1/2	DC250SS	140.88
3	DC300SS	196.64
4	DC400SS	248.91
5	DC500SS	421.21
6	DC600SS	483.27

Aluminum

npt size	part number	list each
1/2	DC050AL	34.00
3/4	DC075AL	37.88
1	DC100AL	46.97
1-1/4	DC125AL	47.73
1-1/2	DC150AL	51.67
2	DC200AL	51.82
2-1/2	DC250AL	54.39
3	DC300AL	73.15
4	DC400AL	89.18
5	DC500AL	96.97
6	DC600AL	220.39

Brass

npt size	part number	list each
1/2	DC050BR	36.79
3/4	DC075BR	51.67
1	DC100BR	64.09
1-1/4	DC125BR	80.30
1-1/2	DC150BR	94.88
2	DC200BR	116.36
2-1/2	DC250BR	139.39
3	DC300BR	173.55
4	DC400BR	232.67
5	DC500BR	364.55
6	DC600BR	559.39

PART DP

Stainless Steel

npt size	part number	list each
1/2	DP050SS	40.61
3/4	DP075SS	43.91
1	DP100SS	45.45
1-1/4	DP125SS	50.33
1-1/2	DP150SS	60.36
2	DP200SS	67.88
2-1/2	DP250SS	145.45
3	DP300SS	108.45
4	DP400SS	194.48
5	DP500SS	235.70
6	DP600SS	421.64

Aluminum

npt size	part number	list each
1/2	DP050AL	7.12
3/4	DP075AL	13.55
1	DP100AL	19.18
1-1/4	DP125AL	22.85
1-1/2	DP150AL	21.88
2	DP200AL	18.24
2-1/2	DP250AL	29.82
3	DP300AL	27.97
4	DP400AL	37.03
5	DP500AL	64.27
6	DP600AL	83.27

continued on next page

PART DP (continued from previous page)**Brass**

npt size	part number	list each
1/2	DP050BR	36.73
3/4	DP075BR	37.27
1	DP100BR	29.70
1-1/4	DP125BR	54.91
1-1/2	DP150BR	52.76
2	DP200BR	57.33
2-1/2	DP250BR	77.79
3	DP300BR	89.82
4	DP400BR	188.45
5	DP500BR	261.21
6	DP600BR	578.79

JUMP SIZE B**Aluminum**

npt size	part number	list each
3 x 4	B3040AL	117.18
4 x 3	B4030AL	135.73

JUMP SIZE C**Stainless Steel**

npt size	part number	list each
3 x 2-1/2	C3025SS	294.30

Aluminum

3 x 4	C3040AL	141.12
-------	---------	--------

JUMP SIZE E**Stainless Steel**

npt size	part number	list each
3 x 2-1/2	E3025SS	193.55

**JUMP SIZE COUPLER
X ADAPTER****Stainless Steel**

npt size	part number	list each
2 x 1-1/2	DA2015SS	291.97
3 x 2	DA3020SS	309.73
4 x 3	DA4030SS	566.97
6 x 4	DA6040SS	1257.24

Aluminum

npt size	part number	list each
2 x 3	DA2030AL	78.85
3 x 2	DA3020AL	85.12
3 x 4	DA3040AL	116.42
4 x 3	DA4030AL	125.88
6 x 4	DA6040AL	212.58

DOUBLE D**Aluminum**

npt size	part number	list each
2	DD200AL	82.79
3	DD300AL	120.91
4	DD400AL	150.73

SPOOL ADAPTER**Aluminum**

npt size	part number	list each
1	AA100SS	100.82
1-1/2	AA150SS	106.70
2	AA200SS	162.30
3	AA300SS	270.55
4	AA400SS	368.48

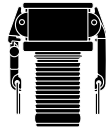


PART C
 (with ferrule interlock)



316 Stainless		
hose size	part number	list each
1	C-316-100C	30.62
1-1/2	C-316-150C	57.81
2	C-316-200C	83.18
2-1/2	C-316-250C	112.66
3	C-316-300C	147.20
4	C-316-400C	203.70
Aluminum		
1-1/2	C-AL-150C	18.97
2	C-AL-200C	23.23
2-1/2	C-AL-250C	30.41
3	C-AL-300C	38.65
4	C-AL-400C	53.43
6	C-AL-600C	163.39
Brass		
1	C-BR-100C	44.06
1-1/2	C-BR-150C	66.92
3	C-BR-300C	174.36
4	C-BR-400C	244.18
Brass - Forged Machined Shank		
2	C-BR-200CM	85.80
Steel (investment cast)		
1	C-S-100C	33.32
1-1/2	C-S-150C	45.05
2	C-S-200C	53.53
3	C-S-300C	88.00
4	C-S-400C	136.48

PART C - LOCKING HANDLES
 (with ferrule interlock)



316 Stainless		
hose size	part number	list each
1	CL-316-100C	67.16
1-1/2	CL-316-150C	98.71
2	CL-316-200C	124.73
3	CL-316-300C	210.55
4	CL-316-400C	307.13
Aluminum		
1-1/2	CL-AL-150C	80.36
2	CL-AL-200C	88.55
3	CL-AL-300C	109.32
4	CL-AL-400C	122.40

PART E
 (with ferrule interlock)



316 Stainless		
hose size	part number	list each
1	E-316-100C	23.29
1-1/2	E-316-150C	45.68
2	E-316-200C	69.11
2-1/2	E-316-250C	97.24
3	E-316-300C	127.10
4	E-316-400C	188.86
Aluminum		
1-1/2	E-AL-150C	9.13
2	E-AL-200C	12.07
2-1/2	E-AL-250C	19.45
3	E-AL-300C	21.55
4	E-AL-400C	35.02
6	E-AL-600C	101.00
Brass		
1	E-BR-100C	30.40
1-1/2	E-BR-150C	51.03
2	E-BR-200C	72.90
3	E-BR-300C	146.50
4	E-BR-400C	218.58
Steel (investment cast)		
1	E-S-100C	21.28
1-1/2	E-S-150C	27.90
2	E-S-200C	42.96
3	E-S-300C	75.40
4	E-S-400C	101.56

CONE STRAINERS
 (for use with Part C's)



Stainless		
hose size	part number	list each
2	CGSS-8	34.39
3	CGSS-12	48.94
4	CGSS-16	58.69
6	CGSS-24	90.10
8	CGSS-32	163.04

CAM & GROOVE SIGHT GLASS



Polycarbonate		
size	part number	list each
2	SGPC-200	109.23
3	SGPC-300	158.65
4	SGPC-400	231.28

STANDARD COBRA CAM & GROOVE COUPLINGS

PART A



316 Stainless		
npt size	part number	list each
3/4	A-316-75	14.55
1	A-316-100	19.97
1-1/4	A-316-125	29.27
1-1/2	A-316-150	34.47
2	A-316-200	40.04
2-1/2	A-316-250	66.06
3	A-316-300	72.64
4	A-316-400	136.01
5	A-316-500	222.11
6	A-316-600	275.26
304 Stainless		
3/4	A-SS-75	13.29
1	A-SS-100	15.99
1-1/4	A-SS-125	23.48
1-1/2	A-SS-150	27.25
2	A-SS-200	31.57
2-1/2	A-SS-250	56.25
3	A-SS-300	60.70
4	A-SS-400	119.95
5	A-SS-500	203.18
6	A-SS-600	247.91
8	A-SS-800	660.99
Aluminum		
3/4	A-AL-75	5.02
1	A-AL-100	5.74
1-1/4	A-AL-125	7.89
1-1/2	A-AL-150	6.53
2	A-AL-200	7.92
2-1/2	A-AL-250	14.70
3	A-AL-300	14.27
4	A-AL-400	23.29
5	A-AL-500	50.31
6	A-AL-600	49.45
8	A-AL-800	230.96
Brass		
3/4	A-BR-75	14.14
1	A-BR-100	16.03
1-1/4	A-BR-125	23.58
1-1/2	A-BR-150	25.89
2	A-BR-200	34.19

continued on next page

PART A (continued from previous page)

npt size	part number	list each
2-1/2	A-BR-250	54.93
3	A-BR-300	65.79
4	A-BR-400	111.38
5	A-BR-500	239.60
6	A-BR-600	336.48

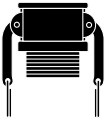
Ductile Iron

1-1/2	A-DI-150	17.75
2	A-DI-200	21.30
3	A-DI-300	34.58
4	A-DI-400	54.36
5	A-DI-500	82.53

Poly-Glass

3/4	A-PP-75	3.24
1	A-PP-100	3.68
1-1/4	A-PP-125	5.60
1-1/2	A-PP-150	5.65
2	A-PP-200	6.67
3	A-PP-300	12.07
4	A-PP-400	29.00

PART B

**316 Stainless**

npt size	part number	list each
3/4	B-316-75	23.93
1	B-316-100	35.27
1-1/4	B-316-125	49.81
1-1/2	B-316-150	57.70
2	B-316-200	69.16
2-1/2	B-316-250	83.70
3	B-316-300	116.95
4	B-316-400	174.82
5	B-316-500	293.52
6	B-316-600	410.81

304 Stainless

3/4	B-SS-75	23.56
1	B-SS-100	28.32
1-1/4	B-SS-125	39.88
1-1/2	B-SS-150	44.98
2	B-SS-200	55.08
2-1/2	B-SS-250	72.10
3	B-SS-300	101.27
4	B-SS-400	150.04
5	B-SS-500	245.72
6	B-SS-600	356.44

Aluminum

3/4	B-AL-75	11.15
1	B-AL-100	13.04
1-1/4	B-AL-125	17.48
1-1/2	B-AL-150	16.58
2	B-AL-200	18.76
2-1/2	B-AL-250	29.36
3	B-AL-300	32.10
4	B-AL-400	40.23
5	B-AL-500	87.23
6	B-AL-600	97.47
8	B-AL-800	402.92

**Aluminum
(with stainless handles)**

npt size	part number	list each
3/4	B-ALS-75	11.17
1	B-ALS-100	13.26
1-1/4	B-ALS-125	16.64
1-1/2	B-ALS-150	15.81
2	B-ALS-200	17.99
2-1/2	B-ALS-250	29.18
3	B-ALS-300	31.47
4	B-ALS-400	38.83
6	B-ALS-600	93.68

Brass

3/4	B-BR-75	25.72
1	B-BR-100	31.25
1-1/4	B-BR-125	41.31
1-1/2	B-BR-150	45.01
2	B-BR-200	54.84
2-1/2	B-BR-250	78.74
3	B-BR-300	105.87
4	B-BR-400	150.20
5	B-BR-500	372.73
6	B-BR-600	456.12

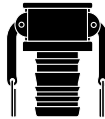
Ductile Iron

1-1/2	B-DI-150	33.61
2	B-DI-200	38.84
3	B-DI-300	63.23
4	B-DI-400	84.89
5	B-DI-500	117.21

Poly-Glass

3/4	B-PP-75	10.06
1	B-PP-100	10.81
1-1/4	B-PP-125	14.42
1-1/2	B-PP-150	15.94
2	B-PP-200	18.80
3	B-PP-300	30.53
4	B-PP-400	55.35

PART C

(for use with sleeves or bands)**316 Stainless**

hose size	part number	list each
3/4	C-316-75	22.01
1	C-316-100	31.55
1-1/4	C-316-125	47.99
1-1/2	C-316-150	50.46
2	C-316-200	69.30
2-1/2	C-316-250	94.81
3	C-316-300	113.42
4	C-316-400	177.22
5	C-316-500	383.07
6	C-316-600	431.93

304 Stainless

npt size	part number	list each
3/4	C-SS-75	20.52
1	C-SS-100	26.99
1-1/4	C-SS-125	40.52
1-1/2	C-SS-150	47.11
2	C-SS-200	61.17
2-1/2	C-SS-250	87.10
3	C-SS-300	117.32
4	C-SS-400	173.60
5	C-SS-500	320.11
6	C-SS-600	377.58
8	C-SS-800	1148.74

Aluminum

3/4	C-AL-75	9.99
1	C-AL-100	11.81
1-1/4	C-AL-125	18.02
1-1/2	C-AL-150	16.57
2	C-AL-200	18.98
2-1/2	C-AL-250	28.56
3	C-AL-300	33.24
4	C-AL-400	49.25
5	C-AL-500	91.09
6	C-AL-600	113.76
8	C-AL-800	419.08

Aluminum**(with stainless handles)**

3/4	C-ALS-75	9.86
1	C-ALS-100	11.37
1-1/4	C-ALS-125	17.24
1-1/2	C-ALS-150	15.86
2	C-ALS-200	18.40
2-1/2	C-ALS-250	27.63
3	C-ALS-300	32.88
4	C-ALS-400	47.60
6	C-ALS-600	109.93

Brass

3/4	C-BR-75	24.64
1	C-BR-100	33.87
1-1/4	C-BR-125	42.42
1-1/2	C-BR-150	46.08
2	C-BR-200	63.07
2-1/2	C-BR-250	82.74
3	C-BR-300	114.95
4	C-BR-400	167.03
5	C-BR-500	391.63
6	C-BR-600	516.17

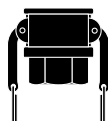
Ductile Iron

1-1/2	C-DI-150	34.25
2	C-DI-200	41.89
3	C-DI-300	68.66
4	C-DI-400	97.97
5	C-DI-500	148.90

Poly-Glass

3/4	C-PP-75	10.25
1	C-PP-100	11.65
1-1/4	C-PP-125	15.19
1-1/2	C-PP-150	16.97
2	C-PP-200	19.85
3	C-PP-300	30.14
4	C-PP-400	56.92

PART D



316 Stainless

npt size	part number	list each
3/4	D-316-75	24.13
1	D-316-100	34.88
1-1/4	D-316-125	50.97
1-1/2	D-316-150	60.67
2	D-316-200	72.41
2-1/2	D-316-250	96.04
3	D-316-300	118.94
4	D-316-400	187.60
5	D-316-500	350.44
6	D-316-600	393.34

304 Stainless

3/4	D-SS-75	23.63
1	D-SS-100	28.96
1-1/4	D-SS-125	41.83
1-1/2	D-SS-150	50.06
2	D-SS-200	60.84
2-1/2	D-SS-250	86.51
3	D-SS-300	116.56
4	D-SS-400	171.32
5	D-SS-500	288.08
6	D-SS-600	346.86

Aluminum

3/4	D-AL-75	11.47
1	D-AL-100	13.09
1-1/4	D-AL-125	18.58
1-1/2	D-AL-150	17.28
2	D-AL-200	20.29
2-1/2	D-AL-250	30.36
3	D-AL-300	33.12
4	D-AL-400	45.73
5	D-AL-500	82.79
6	D-AL-600	103.89
8	D-AL-800	396.30

Aluminum

(with stainless handles)

3/4	D-ALS-75	11.67
1	D-ALS-100	12.81
1-1/4	D-ALS-125	18.19
1-1/2	D-ALS-150	16.54
2	D-ALS-200	19.59
2-1/2	D-ALS-250	29.62
3	D-ALS-300	31.52
4	D-ALS-400	43.78
6	D-ALS-600	99.04

Brass

3/4	D-BR-75	25.92
1	D-BR-100	31.42
1-1/4	D-BR-125	46.64
1-1/2	D-BR-150	45.97
2	D-BR-200	57.57
2-1/2	D-BR-250	81.88
3	D-BR-300	104.54
4	D-BR-400	159.55
5	D-BR-500	341.34
6	D-BR-600	462.11

Ductile Iron

npt size	part number	list each
1-1/2	D-DI-150	34.23
2	D-DI-200	53.26
3	D-DI-300	66.79
4	D-DI-400	97.53
5	D-DI-500	134.56

Poly-Glass

3/4	D-PP-75	10.72
1	D-PP-100	11.65
1-1/4	D-PP-125	15.26
1-1/2	D-PP-150	16.53
2	D-PP-200	19.75
3	D-PP-300	33.96
4	D-PP-400	59.56

PART E

(for use with sleeves or bands)



316 Stainless

hose size	part number	list each
3/4	E-316-75	12.99
1	E-316-100	23.28
1-1/4	E-316-125	34.84
1-1/2	E-316-150	39.11
2	E-316-200	55.92
2-1/2	E-316-250	83.39
3	E-316-300	106.95
4	E-316-400	161.32
5	E-316-500	299.83
6	E-316-600	401.65

304 Stainless

3/4	E-SS-75	12.19
1	E-SS-100	17.56
1-1/4	E-SS-125	26.38
1-1/2	E-SS-150	32.30
2	E-SS-200	48.64
2-1/2	E-SS-250	70.51
3	E-SS-300	98.81
4	E-SS-400	149.36
5	E-SS-500	253.89
6	E-SS-600	347.44

Aluminum

3/4	E-AL-75	5.65
1	E-AL-100	6.21
1-1/4	E-AL-125	9.39
1-1/2	E-AL-150	7.40
2	E-AL-200	9.69
2-1/2	E-AL-250	16.95
3	E-AL-300	19.50
4	E-AL-400	32.84
5	E-AL-500	70.28
6	E-AL-600	82.60
8	E-AL-800	263.90

Brass

npt size	part number	list each
3/4	E-BR-75	17.96
1	E-BR-100	18.98
1-1/4	E-BR-125	27.24
1-1/2	E-BR-150	33.60
2	E-BR-200	48.03
2-1/2	E-BR-250	69.93
3	E-BR-300	97.77
4	E-BR-400	149.97
5	E-BR-500	351.02
6	E-BR-600	474.41

Ductile Iron

1-1/2	E-DI-150	19.69
2	E-DI-200	32.53
3	E-DI-300	55.49
4	E-DI-400	76.20
5	E-DI-500	123.84

Poly-Glass

3/4	E-PP-75	3.71
1	E-PP-100	4.39
1-1/4	E-PP-125	6.24
1-1/2	E-PP-150	6.33
2	E-PP-200	6.72
3	E-PP-300	13.04
4	E-PP-400	25.88

PART F



316 Stainless

npt size	part number	list each
3/4	F-316-75	16.43
1	F-316-100	26.58
1-1/4	F-316-125	39.06
1-1/2	F-316-150	46.63
2	F-316-200	59.01
2-1/2	F-316-250	79.66
3	F-316-300	105.35
4	F-316-400	177.76
5	F-316-500	305.49
6	F-316-600	412.24

304 Stainless

3/4	F-SS-75	16.53
1	F-SS-100	20.76
1-1/4	F-SS-125	30.31
1-1/2	F-SS-150	37.75
2	F-SS-200	47.21
2-1/2	F-SS-250	66.55
3	F-SS-300	93.75
4	F-SS-400	163.08
5	F-SS-500	264.04
6	F-SS-600	358.34

continued on next page

PART F (continued from previous page)

Aluminum

npt size	part number	list each
3/4	F-AL-75	6.32
1	F-AL-100	6.64
1-1/4	F-AL-125	10.94
1-1/2	F-AL-150	8.16
2	F-AL-200	10.24
2-1/2	F-AL-250	19.89
3	F-AL-300	20.55
4	F-AL-400	30.35
5	F-AL-500	68.88
6	F-AL-600	74.24
8	F-AL-800	291.30

Brass

3/4	F-BR-75	16.12
1	F-BR-100	19.97
1-1/4	F-BR-125	30.06
1-1/2	F-BR-150	33.00
2	F-BR-200	46.74
2-1/2	F-BR-250	72.19
3	F-BR-300	101.42
4	F-BR-400	139.59
5	F-BR-500	300.59
6	F-BR-600	416.71

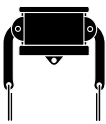
Ductile Iron

1-1/2	F-DI-150	22.03
2	F-DI-200	27.49
3	F-DI-300	43.50
4	F-DI-400	68.34
5	F-DI-500	105.91

Poly-Glass

3/4	F-PP-75	3.71
1	F-PP-100	4.12
1-1/4	F-PP-125	5.82
1-1/2	F-PP-150	6.17
2	F-PP-200	6.72
3	F-PP-300	14.34
4	F-PP-400	25.88

PART DC

**316 Stainless**

size	part number	list each
3/4	DC-316-75	21.44
1	DC-316-100	28.94
1-1/4	DC-316-125	39.58
1-1/2	DC-316-150	45.00
2	DC-316-200	54.89
2-1/2	DC-316-250	70.02
3	DC-316-300	91.88
4	DC-316-400	127.34
5	DC-316-500	251.37
6	DC-316-600	335.90

304 Stainless

size	part number	list each
3/4	DC-SS-75	20.13
1	DC-SS-100	23.23
1-1/4	DC-SS-125	33.54
1-1/2	DC-SS-150	36.02
2	DC-SS-200	43.79
2-1/2	DC-SS-250	61.87
3	DC-SS-300	86.96
4	DC-SS-400	119.04
5	DC-SS-500	220.14
6	DC-SS-600	274.93

Aluminum

3/4	DC-AL-75	10.64
1	DC-AL-100	11.43
1-1/4	DC-AL-125	19.16
1-1/2	DC-AL-150	14.75
2	DC-AL-200	17.11
2-1/2	DC-AL-250	23.54
3	DC-AL-300	29.02
4	DC-AL-400	35.97
5	DC-AL-500	61.77
6	DC-AL-600	89.09
8	DC-AL-800	367.91

Aluminum (with stainless handles)

3/4	DC-ALS-75	10.44
1	DC-ALS-100	11.19
1-1/4	DC-ALS-125	17.72
1-1/2	DC-ALS-150	14.12
2	DC-ALS-200	16.18
2-1/2	DC-ALS-250	22.21
3	DC-ALS-300	27.12
4	DC-ALS-400	34.69
6	DC-ALS-600	83.50

Brass

3/4	DC-BR-75	24.30
1	DC-BR-100	29.08
1-1/4	DC-BR-125	37.87
1-1/2	DC-BR-150	42.76
2	DC-BR-200	49.91
2-1/2	DC-BR-250	60.82
3	DC-BR-300	92.28
4	DC-BR-400	128.27
5	DC-BR-500	286.96
6	DC-BR-600	336.97

Ductile Iron

1-1/2	DC-DI-150	28.57
2	DC-DI-200	32.37
3	DC-DI-300	53.89
4	DC-DI-400	73.63
5	DC-DI-500	106.06

Poly-Glass

3/4	DC-PP-75	10.00
1	DC-PP-100	10.95
1-1/4	DC-PP-125	14.10
1-1/2	DC-PP-150	15.32
2	DC-PP-200	18.39
3	DC-PP-300	29.90
4	DC-PP-400	48.92

PART DP

**316 Stainless**

size	part number	list each
3/4	DP-316-75	9.72
1	DP-316-100	13.63
1-1/4	DP-316-125	23.00
1-1/2	DP-316-150	27.70
2	DP-316-200	37.35
2-1/2	DP-316-250	54.93
3	DP-316-300	62.61
4	DP-316-400	107.27
6	DP-316-600	274.80

304 Stainless

3/4	DP-SS-75	8.84
1	DP-SS-100	10.72
1-1/4	DP-SS-125	18.82
1-1/2	DP-SS-150	21.07
2	DP-SS-200	30.89
2-1/2	DP-SS-250	47.84
3	DP-SS-300	53.83
4	DP-SS-400	90.49
6	DP-SS-600	228.42

Aluminum

3/4	DP-AL-75	5.23
1	DP-AL-100	5.59
1-1/4	DP-AL-125	6.51
1-1/2	DP-AL-150	5.57
2	DP-AL-200	6.61
2-1/2	DP-AL-250	13.21
3	DP-AL-300	12.66
4	DP-AL-400	20.29
5	DP-AL-500	40.14
6	DP-AL-600	44.00

Brass

3/4	DP-BR-75	14.03
1	DP-BR-100	17.05
1-1/4	DP-BR-125	20.00
1-1/2	DP-BR-150	21.17
2	DP-BR-200	29.44
2-1/2	DP-BR-250	41.49
3	DP-BR-300	50.26
4	DP-BR-400	78.06
5	DP-BR-500	203.95
6	DP-BR-600	240.01

Ductile Iron

1-1/2	DP-DI-150	15.46
2	DP-DI-200	20.06
3	DP-DI-300	27.52
4	DP-DI-400	41.25
5	DP-DI-500	70.55

Poly-Glass

3/4	DP-PP-75	3.47
1	DP-PP-100	3.77
1-1/4	DP-PP-125	4.31
1-1/2	DP-PP-150	4.56
2	DP-PP-200	5.82
3	DP-PP-300	11.22
4	DP-PP-400	20.30

TYPE A SWIVEL ADAPTER



Aluminum			
npt size	part number	list each	
3	ASV-AL-300	254.32	
4	ASV-AL-400	388.56	

TYPE D SWIVEL COUPLING



Aluminum			
npt size	part number	list each	
3	DSV-AL-300	332.04	
4	DSV-AL-400	494.52	

SPOOL ADAPTER



316 Stainless			
adapter x adapter	part number	list each	
1 X 1	AA-316-100	85.10	
1-1/2 X 1-1/2	AA-316-150	118.00	
1-1/2 X 2	AA-316-1520	140.65	
2 X 2	AA-316-200	148.89	
2 X 3	AA-316-2030	192.67	
3 X 3	AA-316-300	258.40	
3 X 4	AA-316-3040	320.46	
4 X 4	AA-316-400	401.38	

Aluminum			
1 X 1	AA-AL-100	18.03	
1-1/2 X 1-1/2	AA-AL-150	21.37	
2 X 2	AA-AL-200	24.47	
2 X 2.5	AA-AL-2025	31.01	
2 X 3	AA-AL-2030	34.73	
2-1/2 X 2-1/2	AA-AL-250	36.82	
3 X 3	AA-AL-300	48.35	
3 X 4	AA-AL-3040	62.50	
4 X 4	AA-AL-400	64.73	
4 X 6	AA-AL-4060	114.11	
6 X 6	AA-AL-600	114.11	

Brass			
1-1/2 X 1-1/2	AA-BR-150	73.99	
2 X 2	AA-BR-200	103.18	
2-1/2 X 2-1/2	AA-BR-250	151.62	
3 X 3	AA-BR-300	232.20	
4 X 4	AA-BR-400	300.81	

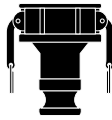
DOUBLE D



316 Stainless			
coupler size	part number	list each	
1-1/2 X 1-1/2	DD-316-150	149.61	
2 X 2	DD-316-200	193.05	
3 X 3	DD-316-300	301.67	
4 X 4	DD-316-400	414.10	

Aluminum			
1-1/2 X 1-1/2	DD-AL-150	58.67	
2 X 2	DD-AL-200	69.86	
2 X 3	DD-AL-2030	109.14	
3 X 3	DD-AL-300	98.17	
3 X 4	DD-AL-3040	136.58	
4 X 4	DD-AL-400	128.21	
6 X 6	DD-AL-600	361.94	

JUMP SIZE COUPLER X ADAPTER



316 Stainless			
coupler x adapter	part number	list each	
2 X 1-1/2	DA-316-2015	223.00	
2 X 3	DA-316-2030	220.98	
3 X 2	DA-316-3020	229.55	
4 X 3	DA-316-4030	338.28	
6 X 4	DA-316-6040	606.81	

Aluminum			
1-1/2 X 1	DA-AL-1510	54.12	
1-1/2 X 2	DA-AL-1520	58.56	
2 X 1-1/2	DA-AL-2015	55.63	
2 X 3	DA-AL-2030	55.27	
2 X 4	DA-AL-2040	97.88	
3 X 1-1/2	DA-AL-3015	79.00	
3 X 2	DA-AL-3020	67.60	
3 X 4	DA-AL-3040	88.65	
4 X 2	DA-AL-4020	92.90	
4 X 3	DA-AL-4030	90.83	
4 X 6	DA-AL-4060	167.62	
6 X 4	DA-AL-6040	195.89	
6 X 5	DA-AL-6050	234.30	

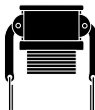
Brass			
2 X 3	DA-BR-2030	182.20	
3 X 2	DA-BR-3020	235.73	
4 X 2	DA-BR-4020	335.15	
4 X 3	DA-BR-4030	335.52	
6 X 4	DA-BR-6040	745.32	

JUMP SIZE A



Aluminum			
adapter x female npt	part number	list each	
2 X 3	A-AL-2030	41.24	
3 X 2	A-AL-3020	40.66	
3 X 4	A-AL-3040	69.91	
4 X 3	A-AL-4030	63.74	
4 X 6	A-AL-4060	161.93	
6 X 4	A-AL-6040	161.93	

JUMP SIZE B



Aluminum			
coupler x male npt	part number	list each	
1-1/2 X 1	B-AL-1510	76.26	
2 X 1-1/2	B-AL-2015	52.39	
3 X 2	B-AL-3020	61.05	
3 X 4	B-AL-3040	105.73	
4 X 3	B-AL-4030	104.41	

JUMP SIZE C (for use with sleeves or bands)



Aluminum			
coupler x hose	part number	list each	
3 X 2	C-AL-3020	69.75	
3 X 4	C-AL-3040	106.44	
4 X 3	C-AL-4030	95.17	

Stainless Steel			
coupler x hose	part number	list each	
3 X 2-1/2	C-316-3025	210.11	

JUMP SIZE D



Aluminum			
coupler x female npt	part number	list each	
1-1/2 X 1	D-AL-1510	52.33	
2 X 1-1/2	D-AL-2015	53.31	
3 X 2	D-AL-3020	67.64	
4 X 3	D-AL-4030	100.97	

JUMP SIZE E (for use with sleeves or bands)



Aluminum			
adapter x hose	part number	list each	
2 X 1-1/2	E-AL-2015	19.35	
2 X 2-1/2	E-AL-2025	24.96	
2 X 3	E-AL-2030	28.47	
3 X 2	E-AL-3020	35.21	
3 X 2-1/2	E-AL-3025	38.37	
3 X 4	E-AL-3040	46.69	
4 X 2	E-AL-4020	43.23	
4 X 3	E-AL-4030	53.92	

Stainless Steel			
coupler x hose	part number	list each	
3 X 2-1/2	E-316-3025	164.37	

JUMP SIZE F



Aluminum			
adapter x male npt	part number	list each	
3 X 1-1/2	F-AL-3015	56.80	
3 X 2	F-AL-3020	51.94	
3 X 4	F-AL-3040	75.20	

LOCKING HANDLE KIT

Ring/Pin/Lock: Stainless
Handle: Investment Cast
Stainless

size	part number	list each
1	LHRPSS-100	20.60
1-1/4	LHRPSS-200	22.74
1-1/2	LHRPSS-200	22.74
2	LHRPSS-200	22.74
3	LHRPSS-300	29.69
4	LHRPSS-300	29.69

HANDLE, RING AND PIN

Ring/Pin: Stainless
Handle: Investment Cast
Stainless

size	part number	list each
3/4	HRPSS-75	4.59
1	HRPSS-100	4.68
1-1/4	HRPSS-200	12.97
1-1/2	HRPSS-200	12.97
2	HRPSS-200	12.97
2-1/2	HRPSS-200	12.97
3	HRPSS-300	16.56
4	HRPSS-300	16.56
5	HRPSS-300	16.56
6	HRPSS-600	46.13
8	HRPSS-600	46.13

Ring/Pin: Steel
Handle: Forged Brass

3/4	HRPB-75	5.22
1	HRPB-100	7.60
1-1/4	HRPB-200	8.39
1-1/2	HRPB-200	8.39
1	HRPB-200	8.39
2-1/2	HRPB-200	8.39
3	HRPB-300	11.20
4	HRPB-400	11.57
6	HRPB-600	44.24
8	HRPB-600	44.24

CAMLOCK LOCKPINS

Plated Steel

size	part number	list each
1/2 - 5	C&G-LOCKPIN 2	0.32
6 - 8	C&G-LOCKPIN 6	1.10

GASKET

Buna-N

size	part number	list each
1/2	BG-50	0.95
3/4	BG-75	0.95
1	BG-100	0.95
1-1/4	BG-125	1.08
1-1/2	BG-150	1.08
2	BG-200	1.08
2-1/2	BG-250	1.30
3	BG-300	1.45
4	BG-400	1.99
5	BG-500	4.36
6	BG-600	5.20
8	BG-800	24.23

Viton®

3/4	VG-75	7.38
1	VG-100	8.56

FKM

1/2	FKM-50	3.95
3/4	FKM-75	7.38
1	FKM-100	8.56
1-1/4	FKM-125	10.09
1-1/2	FKM-150	13.92
2	FKM-200	14.25
2-1/2	FKM-250	16.81
3	FKM-300	18.51
4	FKM-400	34.00

Teflon® (Teflon®)


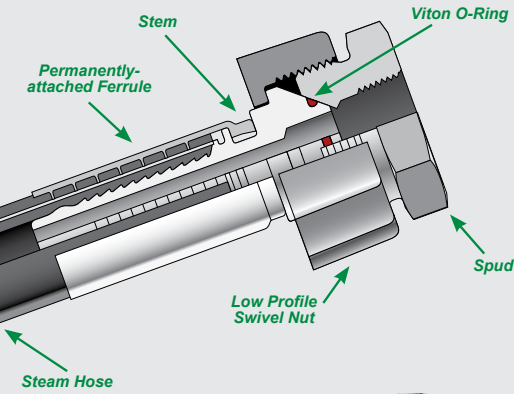

Encapsulated Viton®

1	TG-100	41.29
1-1/2	TG-150	53.99
2	TG-200	61.27
2-1/2	TG-250	61.27
3	TG-300	69.94
4	TG-400	96.65



Couplings for High-Pressure Air and Steam Hose


Campbell Crimpnology™ offers hose assembly systems for your high-pressure steam and air applications.



VITON® SEAL GROUND JOINT COUPLINGS, AIR HAMMER COUPLINGS, AND MALE STEMS

Features & Benefits

- Viton® Seal Couplings pass 1000 hour MIL-H-29210 steam test.
- Eliminates leaks with hand-tightened nut.
- DuPont Viton® seal on hose stem is formulated for high pressure steam and air applications.
- Interchangeable with old-style ground joint couplings.
- Machined from carbon steel, cast ductile iron (meets ASTM A395 specification), and 316 stainless steel. *See picture on right.



STAKED-ON FERRULE FOR STEAM HOSE

Features & Benefits

- Designed specifically for certain hose brands. Check with factory for information.
- Viton® Seal Couplings pass 1000 hour MIL-H-29210 steam test.
- Crimped steam assemblies eliminate the need for retightening bolts.
- Eliminates leaks and cuts costs caused by leaky clamps.
- Ferrule serrations bite to the wire achieving electrical continuity.
- Meets 250 PSI pressure rating for steam applications.

SWIVEL INTERLOCKING MALE STEM

Features & Benefits

- Designed for use with steam.
- Available with staked-on ferrule for crimped steam applications.



HEATWAVE GROUND JOINT COUPLING SYSTEM

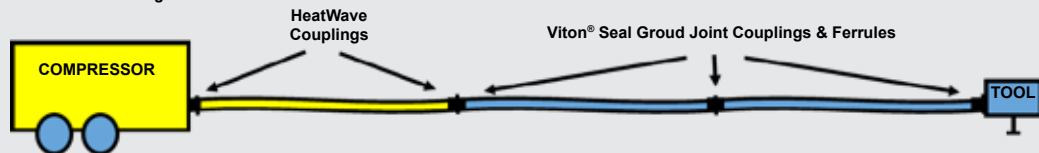
Features & Benefits

- Engineered to solve hose retention safety issues created by excessively high temperatures.
- One piece coupling/ferrule design.
- Machined ferrule utilizes a wave pattern, which gently displaces the hose evenly while pressing the tube into the coupling serrations.

Recommended Use

- Install one length of HeatWave Hose System at the compressor outlet to dissipate heat. Then attach standard crimped air hoses from the HeatWave System to the tools.

*See drawing below.



INTERLOCKING U-BOLT CLAMPS

Features & Benefits

- 360° design wraps completely around hose for superior retention.
- Clamps fit hoses tightly without cracking, eliminating costly rework.
- Bolts on “up side” allow easier tightening/retightening and improve “dragability”.
- Field repairable.

MAX. SYSTEM WORKING PRESSURE (PSI @ 70°F) SEE NOTE 1

Hose System Components			MAX. SYSTEM WORKING PRESSURE (PSI @ 70°F) SEE NOTE 1										
Fitting/Coupling	Attachment	Hose Type	Hose Size										
			1/2	3/4	1	1-1/4	1-1/2	2	2-1/2	3	4	5	
Viton® Ground Joint/Air Hammer/Male Stem	U-Bolt Clamp	Steam	1500	1250	1250	1250	1250	1250	1250	800	500	500	300
Viton® Ground Joint/Air Hammer/Male Stem	Long Ferrule	Rubber	1000	1000	1000	1000	1000	1000	1000	650	500	500	-
HeatWave Coupling/HW Male	Staked-on Ferrule	Rubber	-	-	-	-	-	-	call	-	call	-	-



**VITON® SEAL
GROUND
JOINT
COUPLINGS**

**VITON® SEAL HOSE STEM
(staked-on ferrule & low profile nut)**

Steel			
hose size	part number		list each
1/2	RGJS-2**		49.35
3/4	RGJS-3**		53.63
1	RGJS-4**		61.61
1-1/2	RGJS-6**		POR
2	RGJS-8**		246.09
316 Stainless			
1/2	RGJSS-2**		POR
3/4	RGJSS-3**		188.12
1	RGJSS-4**		POR

**INTERLOCKING MALE STEM
(with staked-on ferrule)**

Steel			
hose size	part number		list each
1/2	IMS-2**		33.78
3/4	IMS-3**		32.44
1	IMS-4**		48.30
1-1/2	IMS-6**		POR
2	IMS-8**		200.70
316 Stainless			
3/4	IMSS-3**		148.73
1	IMSS-4**		POR

DISTRIBUTOR AUTHORIZATION
Safety is of paramount concern to everyone. Due to the volatile nature of steam, and in accordance with our ISO 9001 quality system, we reserve the right to restrict sales of our Ground Joint Viton® Seal Couplings to only those distributors authorized by Campbell Fittings.
Please contact our Customer Service department for more information.

**VITON® SEAL COMPLETE SET
(staked-on ferrule, low profile nut, & spud)**

Steel			
hose size	part number		list each
1/2	RGJF-2**		66.03
3/4	RGJF-3**		64.74
1	RGJF-4**		74.29
1-1/2	RGJF-6**		POR
2	RGJF-8**		275.65
316 Stainless			
3/4	RGJSS-3**		POR

**SWIVEL MALE STEM
(with staked-on ferrule for use with steam)**

Steel			
hose size	part number		list each
3/4	IMS-3**SW		90.46
1	IMS-4**SW		90.98
316 Stainless			
3/4	IMSS-3**SW		197.68

**FEMALE SET
(with low-profile nut)**

Steel/Ductile Iron			
hose size	part number		list each
1/2	RGJF-2		43.65
3/4	RGJF-3		47.25
1	RGJF-4		48.81
1-1/4	RGJF-5		93.10
1-1/2	RGJF-6		89.57
2	RGJF-8		109.19
2-1/2	RGJF-10		227.51
3	RGJF-12		262.20
4	RGJF-16		497.45
316 Stainless			
1/2	RGJFSS-2		272.88
3/4	RGJFSS-3		225.89
1	RGJFSS-4		246.75

**VITON® SEAL HOSE STEM
(staked-on ferrule & wing nut)**

Steel			
hose size	part number		list each
1/2	GJS-2**		50.74
3/4	GJS-3**		53.42
1	GJS-4**		61.15
1-1/2	GJS-6**		POR
2	GJS-8**		245.19

**HEATWAVE FEMALE SET
(staked-on ferrule & wing nut)**

Steel/Ductile Iron			
hose size	part number		list each
2	GJF-8 HW		247.16
3	GJF-12 HW		571.28

**FEMALE SET
(with wing nut)**

Steel/Ductile Iron			
hose size	part number		list each
1/2	GJF-2		42.20
3/4	GJF-3		47.43
1	GJF-4		48.57
1-1/4	GJF-5		93.36
1-1/2	GJF-6		89.57
2	GJF-8		106.47
2-1/2	GJF-10		219.77
3	GJF-12		262.20
4	GJF-16		497.45

**VITON® SEAL COMPLETE SET
(staked-on ferrule, low profile nut, & wing nut)**

Steel			
hose size	part number		list each
1/2	GJF-2**		66.04
3/4	GJF-3**		66.29
1	GJF-4**		74.29
1-1/2	GJF-6**		POR
2	GJF-8**		274.98

**HEATWAVE MALE STEM
(with staked-on ferrule)**

Steel/Ductile Iron			
hose size	part number		list each
2	IMS-8 HW		164.07
3	IMS-12 HW		422.95

****Contact Customer Service for part numbers, prices, and availability**

Viton® should never be used with ammonia. Please contact our Engineering department for information on all our different gasket materials.

INTERLOCKING MALE STEM



Steel		
npt x hose	part number	list each
1/2	IMS-2	8.19
1/2 X 3/4	IMS-2X3	18.51
3/4 X 1/2	IMS-3X2	22.89
3/4	IMS-3	12.08
3/4 X 1	IMS-3X4	26.43
1 X 3/4	IMS-4X3	25.54
1	IMS-4	16.27

Machined Ductile Iron

1-1/4	IMS-5	29.56
1-1/2	IMS-6	32.53
2	IMS-8	43.50
2-1/2	IMS-10	75.75
3	IMS-12	99.45
4	IMS-16	162.34

316 Stainless

1/2	IMSS-2	71.83
3/4	IMSS-3	70.05
1	IMSS-4	72.47

**SWIVEL MALE STEM
(for use with steam)**



Plated Steel		
hose size	part number	list each
3/4	IMS-3SW	49.14

VITON® SEAL HOSE STEM



Steel		
hose size	part number	list each
1/2	GJS-2	12.63
3/4	GJS-3	20.74
1	GJS-4	21.35

Machined Ductile Iron

1-1/4	GJS-5	33.49
1-1/2	GJS-6	33.80
2	GJS-8	42.88
2-1/2	GJS-10	67.03
3	GJS-12	106.75
4	GJS-16	192.44

316 Stainless

1/2	GJSS-2	118.16
3/4	GJSS-3	84.05
1	GJSS-4	112.15

**VITON® SEAL MALE END
(Viton® Seal x male npt)**



Plated Steel		
npt size	part number	list each
3/4	GJMS-3	54.70
1	GJMS-4	55.70
1-1/2	GJMS-6	92.65
2	GJMS-8	98.40

316 Stainless

3/4	GJMSS-3	289.95
1	GJMSS-4	289.95

**VITON® SEAL FEMALE END
(Viton® Seal x female npt)**



Plated Steel		
npt size	part number	list each
3/4	GJFS-3	71.46
3	GJFS-12	173.81
4	GJFS-16	POR

FEMALE SPUD



Steel		
npt size	part number	list each
1/2	GFS-2	21.05
3/4	GFS-3	15.88
1	GFS-4	16.21

Machined Ductile Iron

1-1/4	GFS-5	36.72
1-1/2	GFS-6	35.80
2	GFS-8	40.74
2 X 3/4	GFS-8X3	62.28
2-1/2	GFS-10	90.58
3	GFS-12	94.68
4	GFS-16	171.89

316 Stainless

1/2	GFSS-2	98.26
3/4	GFSS-3	73.30
1	GFSS-4	76.29

MALE SPUD



Steel		
npt size	part number	list each
1/2	GMS-2	26.57
3/4	GMS-3	24.11
1	GMS-4	25.04

Machined Ductile Iron

1-1/4	GMS-5	55.08
1-1/2	GMS-6	57.04
2	GMS-8	57.97
2-1/2	GMS-10	134.85
3	GMS-12	141.81

DOUBLE SPUD



Steel		
size	part number	list each
1/2	GDS-2	39.59
3/4	GDS-3	37.49
1	GDS-3	37.49

Machined Ductile Iron

1-1/4	GDS-5	67.38
1-1/2	GDS-5	67.38
2	GDS-8	71.05
2-1/2	GDS-10	138.92
3	GDS-12	147.78

SOCKET WELD SPUD



316 Stainless

size	part number	list each
3/4	GWSS-3	98.77
1	GWSS-4	101.62

LOW PROFILE NUT



Machined Ductile Iron

size	part number	list each
1/2	RGN-2	9.68
3/4	RGN-3	11.26
1	RGN-3	11.26
1-1/4	RGN-5	21.53
1-1/2	RGN-5	21.53
2	RGN-8	22.58
2-1/2	RGN-10	74.86
3	RGN-12	71.03
4	RGN-16	185.35

316 Stainless

1/2	RGNSS-2	102.69
3/4	RGNSS-3	115.38
1	RGNSS-3	115.38

All steel and machined ductile iron parts are zinc plated. DuPont Viton® is the best O-Ring material for couplings used in both Air and Steam applications. For special applications, O-Rings of other materials are available upon request.

WING NUT



Machined Ductile Iron

size	part number	list each
1/2	GN-2	7.32
3/4	GN-3	11.23
1	GN-3	11.23
1-1/4	GN-5	21.35
1-1/2	GN-5	21.35
2	GN-8	22.20
2-1/2	GN-10	74.43
3	GN-12	70.34
4	GN-16	179.95

DEAD-END



size	part number	list each
3/4	GDC-3	63.29
1	GDC-3	63.29

VITON® O-RING



size	part number	list each
1/2	VO-2	1.19
3/4	VO-3	1.40
1	VO-3	1.40
1-1/4	VO-5	2.57
1-1/2	VO-5	2.57
2	VO-8	3.54
2-1/2	VO-10	5.42
3	VO-12	7.45
4	VO-16	8.23



**HEAVY DUTY
VITON® SEAL
AIR HAMMER
COUPLINGS**

**VITON® SEAL FEMALE SET
(with low profile nut)**



Steel/Ductile Iron

hose size	part number	list each
3/4	RHJF-3	72.90
1	RHJF-4	65.99

**VITON® SEAL FEMALE SET
(with wing nut)**



Steel/Ductile Iron

hose size	part number	list each
3/4	HJF-3	74.86
1	HJF-4	65.62

VITON® SEAL HOSE STEM



Steel

hose size	part number	list each
3/4	HJS-3	25.34
1	HJS-4	20.07

**VITON® SEAL FEMALE END
(Viton® Seal x female npt)**



Steel

size	part number	list each
3/4	HJFS-3	97.25

LOW PROFILE SWIVEL NUT



Ductile Iron

size	part number	list each
3/4	RHN-3	18.29
1	RHN-3	18.29

WING NUT



Ductile Iron

size	part number	list each
3/4	HN-3	16.78
1	HN-3	16.78

DOUBLE SPUD



Steel

size	part number	list each
3/4	HDS-3	42.26
1	HDS-3	84.91

FEMALE SPUD



Steel

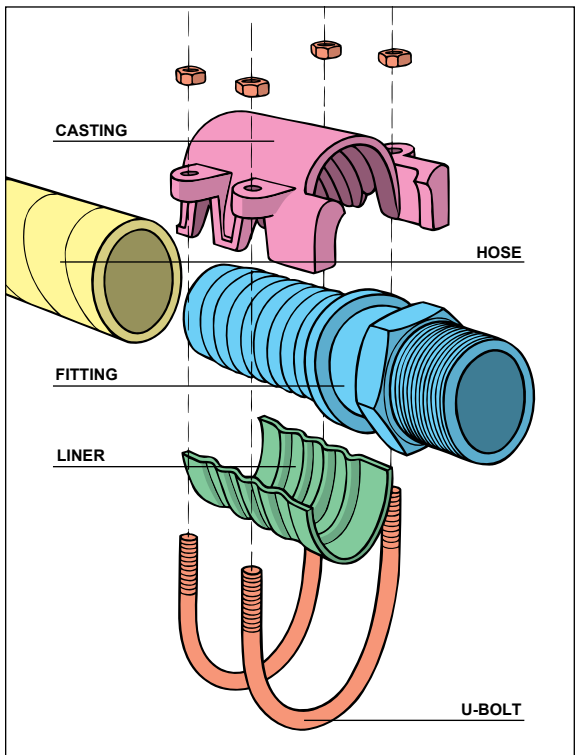
npt size	part number	list each
3/4	HFS-3	31.22
1	HFS-4	27.24

MALE SPUD



Steel

npt size	part number	list each
3/4	HMS-3	43.32
1	HMS-4	40.65



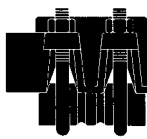
This 2" 1000 psi rated hose exploded in a test at 5200 psi. The hose exceeded its minimum 4X safety factor. The fitting and clamp exceeded the capacity of the hose.

SINGLE U-BOLT



hose o.d. min	hose o.d. max	hose size	part number	list each
13/16	1-1/32	1/2	IC-2	11.11
1-1/16	1-1/4	3/4	IC-3S	14.15
1-3/32	1-3/8	3/4	IC-3	16.38

DOUBLE U-BOLT



hose o.d. min	hose o.d. max	hose size	part number	list each
1-5/16	1-1/2	1	IC-4	24.77
1-1/2	1-11/16	1	IC-4L	22.55
1-9/16	2	1-1/4	IC-5	37.58
1-15/16	2-3/16	1-1/2	IC-6	37.47
2-3/16	2-3/8	1-1/2	IC-6L	37.43
2-11/32	2-11/16	2	IC-8	44.88
2-11/16	2-15/16	2	IC-8L	41.91
3	3-9/32	2-1/2	IC-10	60.08
3-9/32	3-9/16	2-1/2	IC-10L	73.53


TRIPLE U-BOLT



hose o.d. min	hose o.d. max	hose size	part number	list each
3-5/16	3-3/4	3	IC-12S	105.57
3-11/16	4-1/8	3	IC-12	101.48
4-1/16	4-1/2	3	IC-12L	134.60
4-5/16	4-3/4	4	IC-16S	252.53
4-11/16	5-1/8	4	IC-16	340.78
5-1/16	5-1/2	4	IC-16L	440.86
7-11/16	8-1/4	6	IC-24L	543.29

For your convenience, U-Bolts are available in bulk packages, upon request. Bulk package price is the same as listed above. (IC-2 through IC-4L are packed 25 per carton. IC-5 through IC-8L are packed 10 per carton.)

WHIP CHEK™ SAFETY CABLE



hose size	part number	list each
1/2	WC-1	28.80
3/4	WC-1	28.80
1	WC-1	28.80
1-1/4	WC-2	45.01
1-1/2	WC-2	45.01
2	WC-2	45.01
3	WC-2	45.01
4	WC-4	109.55



Couplings & Safety Couplings for Air and Water Hose

Campbell Crimpology™ offers hose assembly systems for all your air applications.




Nitrogen Kills!

Nitrogen-only Single-Lock and Double-Lock Couplings.

Specify the **patented yellow ring!**

Simply the best and safest way to avoid deadly nitrogen accidents in plants.



Patented Nitrogen Ring

CAMPBELL SINGLE-LOCK (Bowes-style) DOUBLE-LOCK (Thor-style) COUPLINGS

Features and Benefits

- High strength Zamak alloy sleeves never rust, never seize or gall.
- Crimpology hose ends provide the ultimate in hose retention.
- Interchangeable with other Bowes and Thor style couplings.


CAMPBELL SINGLE-LOCK (Nitrogen) DOUBLE-LOCK (Nitrogen) COUPLINGS

Features and Benefits

- High strength Zamak alloy sleeves never rust, never seize or gall.
- Crimpology hose ends provide the ultimate in hose retention..
- Interchangeable with other Bowes and Thor style couplings.

SAFETY AND SAVINGS!

UniversaLock™, Single-Lock and Double-Lock couplings meet OSHA regulation 29CFR1915.131 and MSHA 30 CFR65.13021 requirements for Air Hose Couplings. The fine for an unpinned/unlocked air hose coupling can be \$800 or more per infraction. Save your customer money and headaches, by using Campbell's Safety Air Hose Couplings.



UNIVERSAL COUPLINGS AND UNIVERSALOCK™ COUPLINGS

Features and Benefits

- Mates with domestic and imported Universal Couplings.
- UniversaLock's automatically lock onto mating coupling.
- Crimpology hose end for superior retention and sealing.
- Cast ductile iron meets ASTM A536 specification.
- Washers manufactured from nitrile for superior oil resistance.

Investment Cast Universal Hose Ends

- Investment casting provides a crisp, high quality, hose-end surface-finish, without costly machining.
- Crimpology hose ends for superior retention and sealing.

Investment Cast Universal Hose Ends:



Short, Crimp Specific Shank



Standard Shank

MAX. SYSTEM WORKING PRESSURE (PSI @ 70°F) SEE NOTE 1					
Hose System Components			Hose Size		
Fitting/Coupling	Attachment	Hose Type	1/2	3/4	1
UniversaLock™	Ferrule	Air	300*	300*	300*
Universal	Ferrule	Air	150	150	150
Single-Lock Cplg	Ferrule	Air	300	300	300
Double-Lock Cplg	Ferrule	Air	300	300	300

See footnotes 1, 2 and 6 on Page 1

*Only when connected to another UniversaLock coupling



UNIVERSAL COUPLINGS
(includes safety clip)

HOSE END



Ductile Iron (machined serrations)

hose size	part number	list each	ctn qty
3/8	UH-38	11.96	25
1/2	UH-2	8.75	25
5/8	UH-58	13.02	25
3/4	UH-3	8.70	25
1	UH-4	13.23	25

Plated Steel (investment cast)

hose size	part number	list each	ctn qty
1/2	UH-2i	8.61	25
3/4	UH-3i	8.77	25
1	UH-4i	11.39	25

316 Stainless (machined serrations)

hose size	part number	list each	ctn qty
1/2	UHSS-2	64.82	25
3/4	UHSS-3	54.48	25
1	UHSS-4	60.24	25

HOSE END (crimp specific)



Plated Steel (investment cast)

hose size	part number	list each	ctn qty
3/4	UH-3C	7.35	25

FEMALE NPT



Ductile Iron

npt size	part number	list each	ctn qty
3/8	UF-38	11.13	25
1/2	UF-2	10.23	25
3/4	UF-3	10.25	25
1	UF-4	12.06	25

316 Stainless

npt size	part number	list each	ctn qty
1/2	UFSS-2	66.73	25
3/4	UFSS-3	57.83	25
1	UFSS-4	62.30	25

MALE NPT



Ductile Iron

npt size	part number	list each	ctn qty
3/8	UM-38	10.97	25
1/2	UM-2	10.07	25
3/4	UM-3	10.18	25
1	UM-4	10.76	25

316 Stainless

npt size	part number	list each	ctn qty
1/2	UMSS-2	65.31	25
3/4	UMSS-3	56.60	25
1	UMSS-4	60.85	25

UNIVERSAL WASHER



Nitrile

size	part number	list each	ctn qty
All	UG	0.93	25

CLIP



Plated Steel

size	part number	list each	ctn qty
All	CLIP	0.39	25

IMPORT DUCTILE IRON UNIVERSAL COUPLINGS (includes safety clip)

HOSE END



hose size	part number	list each	ctn qty
1/2	HE-50	5.83	25
3/4	HE-75	6.51	25
1	HE-100	8.13	25

FEMALE NPT



npt size	part number	list each	ctn qty
1/4	FE-25	6.89	25
1/2	FE-50	6.72	25
3/4	FE-75	7.03	25
1	FE-100	7.80	25

MALE NPT



npt size	part number	list each	ctn qty
1/4	ME-25	6.82	25
1/2	ME-50	6.54	25
3/4	ME-75	6.90	25
1	ME-100	7.77	25



HOSE END



Ductile Iron (machined serrations)

hose size	part number	list each	ctn qty
1/2	ULH-2	35.57	10
3/4	ULH-3	36.08	10
1	ULH-4	36.59	10

MALE END



Ductile Iron

npt size	part number	list each	ctn qty
1/2	ULM-2	35.63	10
3/4	ULM-3	36.08	10
1	ULM-4	35.91	10

FEMALE END



Ductile Iron

npt size	part number	list each	ctn qty
1/2	ULF-2	35.90	10
3/4	ULF-3	36.27	10

UNIVERSALOCK™ WASHER



Nitrile

size	part number	list each	ctn qty
All	ULW	3.20	25

Never use UniversaLock™ Washers in standard Universal Couplings.



MALE X HOSE

Plated Steel			
hose size	part number	list each	
1/2	BMHS-2	28.15	
3/4	BMHS-3	28.15	
Brass			
1/2	BMHB-2	49.62	
3/4	BMHB-3	47.38	

MALE X MALE NPT

Plated Steel			
npt size	part number	list each	
1/2	BMMS-2	29.08	
3/4	BMMS-3	29.08	
Brass			
1/2	BMMB-2	42.46	
3/4	BMMB-3	42.46	

MALE X FEMALE NPT

Plated Steel			
npt size	part number	list each	
1/2	BMFS-2	28.15	
3/4	BMFS-3	28.15	
Brass			
1/2	BMFB-2	46.42	
3/4	BMFB-3	44.31	

FEMALE X HOSE

Plated Steel			
hose size	part number	list each	
1/2	BFHS-2	22.77	
3/4	BFHS-3	22.77	
Brass			
1/2	BFHB-2	34.08	
3/4	BFHB-3	34.08	

FEMALE X MALE NPT

Plated Steel			
npt size	part number	list each	
1/2	BFMS-2	22.77	
3/4	BFMS-3	22.77	
1	BFMS-4	27.43	
Brass			
1/2	BFMB-2	34.08	
3/4	BFMB-3	34.08	
1	BFMB-4	39.08	

FEMALE X FEMALE NPT

Plated Steel			
npt size	part number	list each	
1/2	BFFS-2	22.77	
3/4	BFFS-3	22.77	
1	BFFS-4	26.31	
Brass			
1/2	BFFB-2	34.08	
3/4	BFFB-3	34.08	
1	BFFB-4	39.19	

MALE X HOSE (with locking ring)

Plated Steel			
hose size	part number	list each	
1/2	BMHS-2L	40.38	
3/4	BMHS-3L	37.58	
1	BMHS-4L	44.36	
Brass			
1/2	BMHB-2L	54.11	
3/4	BMHB-3L	51.65	
1	BMHB-4L	58.23	

MALE X MALE NPT (with locking ring)

Plated Steel			
npt size	part number	list each	
1/2	BMMS-2L	38.58	
3/4	BMMS-3L	38.58	
1	BMMS-4L	44.33	
Brass			
1/2	BMMB-2L	51.65	
3/4	BMMB-3L	51.65	
1	BMMB-4L	58.23	

MALE X FEMALE NPT (with locking ring)

Plated Steel			
npt size	part number	list each	
1/2	BMFS-2L	41.79	
3/4	BMFS-3L	41.79	
1	BMFS-4L	48.05	
Brass			
1/2	BMFB-2L	49.15	
3/4	BMFB-3L	49.15	
1	BMFB-4L	57.95	

GASKET

Nitrile			
size	part number	list each	
ALL	BGN-1	1.65	



MALE X HOSE (with Nitrogen ring)

Plated Steel			
hose size	part number	list each	
1/2	BMHS-2N	38.83	
3/4	BMHS-3N	38.83	
1	BMHS-4N	43.50	
Brass			
1/2	BMHB-2N	52.06	
3/4	BMHB-3N	52.06	
1	BMHB-4N	58.66	

**MALE X MALE NPT
(with Nitrogen ring)**



Plated Steel			
npt size	part number	list each	
1/2	BMMS-2N	38.83	
3/4	BMMS-3N	38.83	
1	BMMS-4N	44.65	
Brass			
1/2	BMMB-2N	38.83	
3/4	BMMB-3N	38.83	
1	BMMB-4N	58.66	

**MALE X FEMALE NPT
(with Nitrogen ring)**



Plated Steel			
npt size	part number	list each	
1/2	BMFS-2N	38.83	
3/4	BMFS-3N	38.83	
1	BMFS-4N	44.65	
Brass			
1/2	BMFB-2N	52.06	
3/4	BMFB-3N	52.06	
1	BMFB-4N	58.66	

**FEMALE X HOSE
(with Nitrogen ring)**



Plated Steel			
hose size	part number	list each	
1/2	BFHS-2N	22.97	
3/4	BFHS-3N	22.97	
Brass			
1/2	BFHB-2N	34.35	
3/4	BFHB-3N	34.35	

**FEMALE X MALE NPT
(with Nitrogen ring)**



Plated Steel			
hose size	part number	list each	
1/2	BFMS-2N	22.97	
3/4	BFMS-3N	22.97	
Brass			
1/2	BFMB-2N	34.35	
3/4	BFMB-3N	34.35	

**FEMALE X FEMALE NPT
(with Nitrogen ring)**



Plated Steel			
hose size	part number	list each	
1/2	BFFS-2N	22.97	
3/4	BFFS-3N	22.97	
Brass			
1/2	BFFB-2N	34.35	
3/4	BFFB-3N	34.35	



HOSE END



Plated Steel			
hose size	part number	list each	
1/2	TLH-2	41.50	
3/4	TLH-3	43.85	
1	TLH-4	66.81	
Stainless			
3/4	TLHSS-3	385.99	
Brass			
3/4	TLHB-3	97.42	

MALE NPT



Plated Steel			
npt size	part number	list each	
1/2	TLM-2	39.04	
3/4	TLM-3	39.04	
Stainless			
3/4	TLMSS-3	336.56	

FEMALE NPT



Plated Steel			
npt size	part number	list each	
1/2	TLF-2	44.73	
3/4	TLF-3	44.73	
Stainless			
3/4	TLFSS-3	322.08	

**MALE NPT
(without locking sleeve)**



Plated Steel			
npt size	part number	list each	
1/2	TM-2	22.77	
3/4	TM-3	23.96	
1	TM-4	26.85	
Stainless			
3/4	TMSS-3	166.65	

**FEMALE NPT
(without locking sleeve)**



Plated Steel			
npt size	part number	list each	
1/2	TF-2	29.00	
3/4	TF-3	29.15	
1	TF-4	31.77	
Stainless			
3/4	TFSS-3	166.65	

**HOSE END
(with locking ring)**



Plated Steel			
hose size	part number	list each	
1/2	TLH-2L	55.62	
3/4	TLH-3L	58.76	
1	TLH-4L	89.51	

**MALE NPT
(with locking ring)**



Plated Steel			
hose size	part number	list each	
1/2	TLM-2L	52.33	
3/4	TLM-3L	52.33	
1	TLM-4L	73.11	

**FEMALE NPT
(with locking ring)**




Plated Steel			
hose size	part number	list each	
1/2	TLF-2L	59.92	
3/4	TLF-3L	59.92	
1	TLF-4L	73.11	




**DOUBLE-LOCK
 COUPLINGS**
 (for Nitrogen use only)


HOSE END
 (with Nitrogen ring)

	Plated Steel		list each
	hose size	part number	
	1/2	TLH-2N	55.62
	3/4	TLH-3N	58.76
	1	TLH-4N	89.64
	Brass		
	3/4	TLHB-3N	POR


MALE NPT
 (with Nitrogen ring)

	Plated Steel		list each
	hose size	part number	
	1/2	TLM-2N	52.33
	3/4	TLM-3N	52.33
	1	TLM-4N	73.11


FEMALE NPT
 (with Nitrogen ring)

	Plated Steel		list each
	hose size	part number	
	1/2	TLF-2N	59.92
	3/4	TLF-3N	59.92
	1	TLF-4N	73.11


MALE NPT
 (with Nitrogen ring &
 without locking sleeve)

	Plated Steel		list each
	npt size	part number	
	1/2	TM-2N	28.72
	3/4	TM-3N	30.14
	1	TM-4N	33.80

FEMALE NPT
 (with Nitrogen ring &
 without locking sleeve)

	Plated Steel		list each
	npt size	part number	
	1/2	TF-2N	36.54
	3/4	TF-3N	36.71
	1	TF-4N	39.97

GASKET

	Nitrile		list each
	size	part number	
	ALL	TGN-1	3.11

Campbell Crimpology™ offers hose assembly systems for all your chemical applications!



ChemJoint Couplings are available with weld ends for use with metal hose.

CHEMJOUNT™ COUPLINGS & MALE STEMS

Description

ChemJoint™ Couplings and Male Stems create an extremely versatile Chemical Hose assembly system. The system solves problematic Cam and Groove issues such as pressure, temperature, side load, viscosity, line dedication and ergonomics.

Features and Benefits

- Graduated serration pattern - sharper near the interlock, rounder near the end. Grips and seals plastic lined Chemical Hose without cutting through the tube.
- 360° interlock groove on fitting locks ferrule into place for the ultimate in holding power.
- Crimped assemblies are low profile and eliminate sharp edges from bands.
- Viton® Seal allows coupling to meet pressure ratings with hand-tightened nut.



Recommended Hose Attachment

- Interlocking ferrules
- Preformed bands



1" ChemJoint™ Coupling Set



1" ChemJoint™ Union with Viton® Spud

Hose System Components			MAX. SYSTEM WORKING PRESSURE (PSI @ 70°F) <small>SEE NOTE 1</small>								
			Hose Size								
Fitting/Coupling	Attachment	Hose Type	1/2	3/4	1	1-1/4	1-1/2	2	2-1/2	3	4
ChemJoint™/Male Stem	Ferrule	Chemical	350	400	450	325	250	250	225	225	200
ChemJoint™/Male Stem	Ferrule	Rubber	350	400	450	425	400	350	325	300	250
ChemJoint™ Weld-On and Union	None	Metal/None	-	800	800	-	650	600	-	600	-

See footnotes 1 and 2 on Page 1



**CHEMJOINT™
COUPLINGS**

DISTRIBUTOR AUTHORIZATION

Safety is of paramount concern to everyone. Due to the volatile nature of chemical hose applications, and in accordance with our ISO 9001 system, we reserve the right to restrict sales of our ChemJoint™ Couplings and Male Stems to only those distributors authorized by Campbell Fittings.

Please contact our Customer Service department for more information

CHEMJOINT™ MALE STEM



316 Stainless			
hose size	part number	list each	
1/2	CJMS-2	47.99	
3/4	CJMS-3	47.99	
1	CJMS-4	57.57	
1-1/4	CJMS-5	67.16	
1-1/2	CJMS-6	74.83	
2	CJMS-8	82.51	
2-1/2	CJMS-10	130.50	
3	CJMS-12	168.44	
4	CJMS-16	248.88	

CHEMJOINT™ COUPLING FEMALE SET



316 Stainless			
hose size	part number	list each	
3/4	CJSS-3	370.35	
1	CJSS-4	359.24	
1-1/2	CJSS-6	458.65	
2	CJSS-8	611.18	
3	CJSS-12	1100.12	

CHEMJOINT™ FEMALE VITON® SPUD



316 Stainless			
npt size	part number	list each	
3/4	CJVS-3	154.58	
1	CJVS-4	147.38	
1-1/2	CJVS-6	216.70	
2	CJVS-8	294.75	
3	CJVS-12	569.84	
316 Stainless with ACME threads			
1	CJVS-4A	163.63	
1-1/2	CJVS-6A	238.77	
2	CJVS-8A	322.09	
3	CJVS-12A	625.27	

CHEMJOINT™ HOSE STEM



316 Stainless			
hose size	part number	list each	
3/4	CJHS-3	130.97	
1	CJHS-4	127.73	
1-1/2	CJHS-6	128.30	
2	CJHS-8	137.55	
3	CJHS-12	190.57	

CHEMJOINT™ WELD-ON STEM



316 Stainless			
size	part number	list each	
3/4	CJWS-3	98.10	
1	CJWS-4	117.92	
1-1/2	CJWS-6	121.30	
2	CJWS-8	127.73	
3	CJWS-12	157.19	

CHEMJOINT™ MALE THREADED STEM



316 Stainless			
npt size	part number	list each	
1	CJTS-4	127.73	
1-1/2	CJTS-6	131.38	
2	CJTS-8	137.55	
3	CJTS-12	190.57	

CHEMJOINT™ UNION WITH VITON® SPUD



316 Stainless			
npt size	part number	list each	
3/4	CJFU-3	623.65	
1	CJFU-4	687.25	
1-1/2	CJFU-6	704.39	
2	CJFU-8	911.49	
3	CJFU-12	1228.12	

Viton® should never be used with ammonia. Please contact our Engineering department for information on all our different gasket materials.

CHEMJOINT™ UNION (without Viton® Spud)



316 Stainless

npt size	part number	list each
3/4	CJFS-3	491.27
1	CJFS-4	555.81
1-1/2	CJFS-6	506.58
2	CJFS-8	638.62
3	CJFS-12	687.75

316 Stainless with ACME threads

npt size	part number	list each
3/4	CJFS-3A	545.50
1	CJFS-4A	696.40
1-1/2	CJFS-6A	745.89
2	CJFS-8A	745.89
3	CJFS-12A	810.87

CHEMJOINT™ VITON® SEAL DUST PLUG



316 Stainless

size	part number	list each
3/4	CJDP-3	147.25
1	CJDP-3	147.25
1-1/2	CJDP-6	235.87
2	CJDP-8	357.61
3	CJDP-12	644.10

316 Stainless with ACME threads

npt size	part number	list each
1	CJDP-4A	161.39
1-1/2	CJDP-6A	255.34
2	CJDP-8A	387.33
3	CJDP-12A	697.62

CHEMJOINT™ NUT



316 Stainless

size	part number	list each
3/4	CJN-3	100.38
1	CJN-3	100.38
1-1/2	CJN-6	133.97
2	CJN-8	206.29
3	CJN-12	389.07

316 Stainless with ACME threads

npt size	part number	list each
1	CJN-4A	109.63
1-1/2	CJN-6A	146.95
2	CJN-8A	222.50
3	CJN-12A	429.46

CHEMJOINT™ DUST CAP



316 Stainless

size	part number	list each
3/4	CJDC-3	98.26
1	CJDC-3	98.26
1-1/2	CJDC-6	174.08
2	CJDC-8	191.91
3	CJDC-12	393.02

316 Stainless with ACME threads

npt size	part number	list each
1	CJDC-4A	107.88
1-1/2	CJDC-6A	188.21
2	CJDC-8A	205.03
3	CJDC-12A	430.37



Campbell Crimpnology™ offers hose assembly systems for all your food grade hose applications!

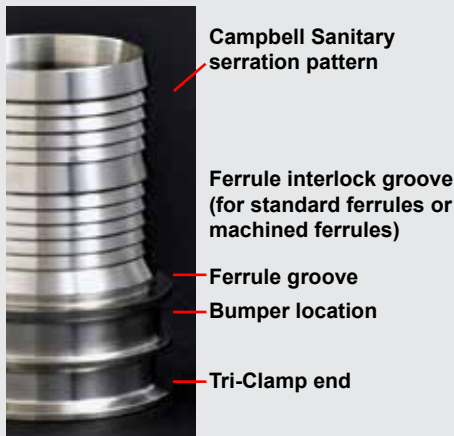


CRIMPNOLOGY 3A TRI-CLAMP FITTINGS, ADAPTERS & FERRULES



Features & Benefits

- Campbell Crimpnology™ offers hose assembly systems for food grade hose applications.
- Specially designed shank & ferrule lengths are matched for hose tube and cover protection.
- Dedicated silicone bumper seat area on crimp hose fittings.
- All products listed as 3A components are certified to meet 32 Ra minimum polish and all other 3A criteria under 3A RPSCQC.
- Crimp specifications are provided for all hoses for proven performance (3A crimp process exception).



TRI-CLAMP GASKETS

Features & Benefits

- Materials compliant with FDA Code of Federal Regulations under Title 21.

TRI-CLAMPS

Features & Benefits

- Designed for use with any Tri-Clamp fittings and adapters.

PROTECTIVE BUMPER

Features & Benefits

- Fits into machined recessed bumper area on all Campbell Tri-Clamp Crimp Hose Fittings.
- Easy on/off installation.
- Manufactured from FDA approved silicone.

WASHDOWN SWIVELS

Features & Benefits

- 360° swivel rotation between the threaded hex and hose barb for easy installation and smooth swiveling during wash down, eliminates hose kinking.
- Manufactured with 300 Series stainless steel

CRIMPNOLOGY WINE FITTINGS

(with Pacific Coast Threads - PCT)

Features & Benefits

- Crimp specs and procedures provided for all styles.
- For use with Campbell ferrules and sleeves or band clamps.

TESTING

All Campbell products are thoroughly tested to determine accurate performance data, such as pressure ratings and temperature derating data. See example of Tri-Clamp hydrostatic test below.

Hose: 1" ContiTech Grey Vintner Working Pressure: 250 psi Test temp: 70°F Highest Test Pressure: 2039 psi. Failure Mode: Hose burst beyond 8x WP	
--	--

MAX. SYSTEM WORKING PRESSURE (PSI @ 70°F) SEE NOTE 1

Hose System Components			Hose Size						
Fitting/Coupling	Attachment	Hose Type	1	1-1/4	1-1/2	2	2-1/2	3	4
Tri-Clamp	Ferrule	Sanitary	500	-	450	350	325	300	call
Tri-Clamp	Mach. Ferrule	Sanitary	500	-	500	400	375	350	call
Wine Fitting	Ferrule	Sanitary	-	-	450	350	-	300	-
Wine Fitting	Band Clamps	Sanitary	-	-	100	100	-	50	-

See footnotes 1 and 2 on Page 1

3A FITTINGS & ADAPTERS



3A TRI-CLAMP CRIMP HOSE FITTINGS

316 Stainless

hose size	part number	list each
1	TC-4C A316	85.43
1-1/2	TC-6C A316	87.43
2	TC-8C A316	152.59
2-1/2	TC-10C A316	278.14
3	TC-12C A316	341.74
4	TC-16C A316	POR
1-1/2 x 1	TCR-6X4C A316	97.45

3A LONG SHANK BREWERY HOSE ADAPTER

304 Stainless

hose size	part number	list each
1	BATC-4 304	62.00
1-1/2	BATC-6 304	73.90
2	BATC-8 304	79.47
3	BATC-12 304	109.67
4	BATC-16 304	174.87

3A RUBBER HOSE ADAPTER

316 Stainless

hose size	part number	list each
1 X 1/2	RATC-4X2 316	62.00
1 X 3/4	RATC-4X3 316	62.00
1 X 1	RATC-4 316	62.00
1-1/2 X 1/2	RATC-6X2 316	73.90
1-1/2 X 5/8	RATC-6X58 316	73.90
1-1/2 X 3/4	RATC-6X3 316	73.90
1-1/2 X 1	RATC-6X4 316	73.90
1-1/2 X 1-1/2	RATC-6 316	73.90
2 X 1-1/2	RATC-8X6 316	79.47
2 X 2	RATC-8 316	79.47
2-1/2 X 2-1/2	RATC-10 316	79.47
3 X 3	RATC-12 316	109.67
4 X 4	RATC-16 316	174.87

TRI-CLAMP X MALE NPT

316 Stainless

npt size	part number	list each
1 X 3/4	TCM-4X3 316	105.97
1 X 1	TCM-4 316	105.97
1-1/2 X 1-1/2	TCM-6 316	105.97
1-1/2 X 2	TCM-6X8 316	143.80
2 X 1-1/2	TCM-8X6 316	143.80
2 X 2	TCM-8 316	148.33
2-1/2 X 2	TCM-10X8 316	189.20
2-1/2 X 2-1/2	TCM-10 316	208.87
3 X 2	TCM-12X8 316	280.03
3 X 3	TCM-12 316	280.03
4 X 4	TCM-16 316	302.73

TRI-CLAMP X FEMALE NPT

316 Stainless

npt size	part number	list each
1 X 3/4	TCF-4X3 316	86.30
1 X 1	TCF-4 316	105.97
1-1/2 X 1-1/2	TCF-6 316	112.03
1-1/2 X 2	TCF-6X8 316	148.33
2 X 1-1/2	TCF-8X6 316	98.37
2 X 2	TCF-8 316	148.33
2-1/2 X 2	TCF-10X8 316	148.33
2-1/2 X 2-1/2	TCF-10 316	227.03
3 X 2	TCF-12X8 316	227.03
3 X 3	TCF-12 316	264.90
4 X 4	TCF-16 316	284.57

3A TRI-CLAMP X WELD SHORT

316 Stainless

hose size	part number	list each
1/2	TCSW-2 316	9.83
3/4	TCSW-3 316	9.83
1	TCSW-4 316	9.83
1-1/2	TCSW-6 316	9.83
2	TCSW-8 316	11.37
2-1/2	TCSW-10 316	18.17
3	TCSW-12 316	22.33
4	TCSW-16 316	32.57

3A TRI-CLAMP X WELD LONG

316 Stainless

hose size	part number	list each
1/2	TCLW-2 316	12.27
3/4	TCLW-3 316	12.27
1	TCLW-4 316	14.77
1-1/2	TCLW-6 316	14.77
2	TCLW-8 316	16.63
2-1/2	TCLW-10 316	25.73
3	TCLW-12 316	29.90
4	TCLW-16 316	43.17

STANDARD TRI-CLAMP FITTINGS



TRI-CLAMP FITTINGS



304 Stainless

hose size	part number	list each
1	TC-4C	77.34
1-1/2	TC-6C	91.94
2	TC-8C	149.07
2-1/2	TC-10C	207.75
3	TC-12C	300.07

TRI-CLAMP REDUCERS



304 Stainless

hose size	part number	list each
1-1/2 X 1	TCR-6X4C	76.41

WASHDOWN SWIVELS



WASHDOWN SWIVEL

300 Stainless

npt size	part number	list each
1/2 x 1/2	WDSS-2	80.56
1/2 x 3/4	WDESS-2X3	83.90
1/2 x 5/8	WDESS-2X58	84.06

3A SANITARY FERRULES



SANITARY FERRULES



304 Stainless

hose size	ferrule i.d.	part number	list each
1	1-32/64	SAN100132	55.64
1	1-38/64	SAN100138	55.64
1	1-44/64	SAN100144	55.64
1	1-50/64	SAN100150	55.64
1-1/2	2-4/64	SAN150204	63.57
1-1/2	2-10/64	SAN150210	63.57
1-1/2	2-16/64	SAN150216	63.57
1-1/2	2-20/64	SAN150220	63.57
2	2-40/64	SAN200240	82.65
2	2-44/64	SAN200244	82.65
2	2-50/64	SAN200250	82.65
2	2-56/64	SAN200256	82.65
2-1/2	3-12/64	SAN250312	198.67
2-1/2	3-18/64	SAN250318	198.67
2-1/2	3-24/64	SAN250324	198.67
3	3-40/64	SAN300340	214.57
3	3-48/64	SAN300348	214.57
3	3-52/64	SAN300352	214.57
3	3-60/64	SAN300360	214.57
3	4	SAN300400	214.57
4	4-52/64	SAN400452	POR
4	5-6/64	SAN400506	POR



**TRI-CLAMPS
& GASKETS**

HEAVY DUTY SINGLE PIN TRI-CLAMP

304 Stainless

hose size	part number	list each
1/2	TCC-3	12.30
3/4	TCC-3	12.30
1	TCC-6	15.90
1-1/2	TCC-6	15.90
2	TCC-8	19.07
3	TCC-10	22.27
2-1/2	TCC-12	24.67
4	TCC-16	30.20

HEAVY DUTY DOUBLE PIN TRI-CLAMP

304 Stainless

hose size	part number	list each
1	TCC-6DP	20.67
1-1/2	TCC-6DP	20.67
2	TCC-8DP	23.87
2-1/2	TCC-10DP	29.40
3	TCC-12DP	34.20
4	TCC-16DP	36.57

EASY INSTALL SQUEEZE TRI-CLAMP

304 Stainless

hose size	part number	list each
1/2	TCC-3SQ	40.65
3/4	TCC-3SQ	54.86
1	TCC-6SQ	54.86
1-1/2	TCC-6SQ	65.02
2	TCC-8SQ	65.02
2-1/2	TCC-10SQ	79.23
3	TCC-12SQ	83.27
4	TCC-16SQ	97.48

HEAVY DUTY HIGH PRESSURE TRI-CLAMP

304 Stainless

hose size	part number	list each
1	TCC-6BT	34.20
1-1/2	TCC-6BT	34.20
2	TCC-8BT	42.53
2-1/2	TCC-10BT	44.26
3	TCC-12BT	47.67
4	TCC-16BT	63.57

TRI-CLAMP GASKET



Buna-N Black

hose size	part number	list each
1	TCGB-4	0.67
1-1/2	TCGB-6	0.53
2	TCGB-8	0.60
2-1/2	TCGB-10	1.03
3	TCGB-12	1.03
4	TCGB-16	1.63

Buna-N White

1	TCGB-4W	1.20
1-1/2	TCGB-6W	1.10
2	TCGB-8W	1.00
2-1/2	TCGB-10W	1.50
3	TCGB-12W	1.50
4	TCGB-16W	2.43

EDPM Black

1	TCGE-4	1.00
1-1/2	TCGE-6	1.13
2	TCGE-8	1.13
2-1/2	TCGE-10	1.57
3	TCGE-12	1.57
4	TCGE-16	2.07

PTFE White

1	TCGT-4	2.23
1-1/2	TCGT-6	1.90
2	TCGT-8	2.30
3	TCGT-12	3.07
4	TCGT-16	6.27

FKM Black

1	TCGV-4	6.17
1-1/2	TCGV-6	4.27
2	TCGV-8	4.43
3	TCGV-12	10.80
4	TCGV-16	14.87

Silicone White

1	TCGS-4	3.00
1-1/2	TCGS-6	2.47
2	TCGS-8	2.90
3	TCGS-12	4.50
4	TCGS-16	5.20

TRI-CLAMP BUMPERS



Silicone

hose size	part number	list each
1	TCB-4	3.74
1-1/2	TCB-6	4.92
2	TCB-8	7.04
2-1/2	TCB-10	11.39
3	TCB-12	13.50



PCT WINE FITTINGS

WINE FITTING - FEMALE STEM



304 Stainless			
hose size	part number	list each	
1-1/2	PCTF-6C	86.12	
2	PCTF-8C	94.12	
3	PCTF-12C	193.86	

WINE FITTING - FEMALE STEM W/ HEAVY NUT



304 Stainless			
hose size	part number	list each	
2	PCTFBH-8	270.47	
3	PCTFBH-12	348.93	

WINE FITTING - MALE STEM



304 Stainless			
hose size	part number	list each	
1-1/2	PCTM-6C	105.05	
2	PCTM-8C	114.80	
3	PCTM-12C	236.52	

WINE GASKET FITTING



Buna-N			
hose size	part number	list each	
1-1/2	PCTGB-6	2.76	
2	PCTGB-8	4.94	
3	PCTGB-12	10.57	

Silicone			
hose size	part number	list each	
1-1/2	PCTGS-6	2.76	
2	PCTGS-8	4.94	
3	PCTGS-12	10.57	

PACIFIC COAST HEAVY NUT



Brass			
hose size	part number	list each	
1-1/2	NBPCT-6	37.86	
2	NBHPCT-8	58.86	
3	NBHPCT-12	78.75	

WINE FERRULES

Note: Standard ferrules for 1-1/2" & 2" can be used for wine fittings. For 3" use the following:



304 Stainless			
hose size	ferrule i.d.	part number	list each
3	3-44/64	FSS300344W	29.59
3	3-48/64	FSS300348W	29.59
3	3-52/64	FSS300352W	29.59
3	4	FSS300400W	29.59
3	4-8/64	FSS300408W	29.59
3	4-16/64	FSS300416W	29.59



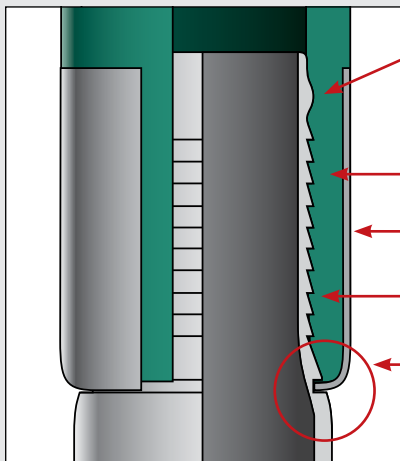
Ferrules & Sleeves for High, Medium, and Low-Pressure Hose Systems

*Campbell Crimpnology™ ...
the only comprehensive package of
crimping products in the industry!*



CampbellCrimpnology™

Crimpnology refers to all of the technology involved in crimping: The integrated design of every fitting, coupling, ferrule, and sleeve; the crimp procedures; crimp specifications; and crimp training & support.



RELIEF BUMP

Prolongs the life of the hose assembly by relieving stress and failure points commonly found at the end of crimped fittings.

HOSE

FERRULE

FITTING

INTERLOCK

The turn-in of the ferrule interlocks with the machined groove on the fitting or coupling, providing a mechanical attachment for exceptional hose retention.

Features and Benefits

Crimpnology offers the following “7 Essentials” for crimping safe, repeatable, performance-rated hose systems:

- Interlock groove on all fittings and couplings is compatible with the turn-in end of the ferrule to ensure a 360° ferrule-to-fitting interlock.
- Serrations specifically designed for crimping provide maximum hose retention without potential tube failure.
- Shank length and ferrule/sleeve length are matched to maximize retention and to avoid hose tube or cover damage.
- Detailed assembly procedures are provided, including information to ensure use of compatible components.
- Detailed crimping procedures ensure appropriate crimp specification is derived for each hose and fitting combination.
- On-site crimping training by a Hose System Specialist is offered by Campbell Fittings to assist distributor personnel.
- A daytime, toll-free “hotline” is manned by a Campbell Hose System Specialist to assist in all aspects of crimping.

Performance Rated

All Campbell pressure ratings are established and verified by hydrostatic testing to a 4x safety factor where applicable (see page 1 for pressure rating information). Test data and information regarding various combinations of hoses and fittings are available upon request.

Note: The pressure ratings in this catalog are valid only when using all Campbell parts. For safety and quality assurance, always proof test hose assembly according to NAHAD guidelines.

FERRULE & SLEEVE PART NUMBERING

PRODUCT	MATERIAL	FERRULE/SLEEVE I.D.
F = Ferrule	PS = Plated Steel	216 = 2-16/64"
S = Sleeve	SS = Stainless Steel	340 = 3-40/64"

F PS 150 216 L

NOMINAL HOSE SIZE

150 = 1-1/2"
200 = 2"

NON-STANDARD LENGTH

L = Long
S = Short

FERRULES



FERRULES

for use with products shown below:



Crimpnology Nipples
Section B



Insta-Lock & Campbell Cobra
Section C



ChemJoint Couplings & Male Stems
Section F



Sanitary Tri-Clamp
Section G



Plated Steel

hose size	ferrule i.d.	part number	list each
3/4	1-12/64	FPS075112	10.00
3/4	1-16/64	FPS075116	10.00
3/4	1-20/64	FPS075120	10.01
3/4	1-24/64	FPS075124	10.01
3/4	1-28/64	FPS075128	10.01
3/4	1-32/64	FPS075132	10.01
1	1-32/64	FPS100132	11.60
1	1-36/64	FPS100136	11.60
1	1-40/64	FPS100140	11.60
1	1-44/64	FPS100144	11.60
1	1-48/64	FPS100148	11.60
1	1-52/64	FPS100152	11.60
1-1/4	1-52/64	FPS125152	11.91
1-1/4	1-56/64	FPS125156	11.91
1-1/4	1-60/64	FPS125160	11.91
1-1/2	1-60/64	FPS150160	13.30
1-1/2	2	FPS150200	13.30
1-1/2	2-4/64	FPS150204	13.30
1-1/2	2-8/64	FPS150208	13.30
1-1/2	2-12/64	FPS150212	13.30
1-1/2	2-16/64	FPS150216	13.30
1-1/2	2-20/64	FPS150220	13.30
1-1/2	2-24/64	FPS150224	13.30
2	2-32/64	FPS200232	14.91
2	2-36/64	FPS200236	14.91
2	2-40/64	FPS200240	14.91
2	2-44/64	FPS200244	14.91
2	2-48/64	FPS200248	14.91
2	2-52/64	FPS200252	14.91
2	2-56/64	FPS200256	14.91
2	2-60/64	FPS200260	14.91
2-1/2	3-8/64	FPS250308	20.00
2-1/2	3-12/64	FPS250312	20.00
2-1/2	3-16/64	FPS250316	20.00
2-1/2	3-20/64	FPS250320	20.00
2-1/2	3-28/64	FPS250328	20.00
3	3-36/64	FPS300336	20.30
3	3-40/64	FPS300340	20.30
3	3-44/64	FPS300344	20.30
3	3-48/64	FPS300348	20.30
3	3-52/64	FPS300352	20.30
3	3-56/64	FPS300356	20.30
3	3-60/64	FPS300360	20.30
3	4	FPS300400	20.30
3	4-8/64	FPS300408	20.30
3	4-16/64	FPS300416	20.30
4	4-36/64	FPS400436	26.62
4	4-40/64	FPS400440	26.62
4	4-44/64	FPS400444	26.62
4	4-48/64	FPS400448	26.62

4	4-52/64	FPS400452	26.62
4	4-56/64	FPS400456	26.62
4	4-60/64	FPS400460	26.62
4	5	FPS400500	26.62
4	5-4/64	FPS400504	26.62
6	6-56/64	FPS600656	59.55
6	7	FPS600700	59.55
6	7-8/64	FPS600708	59.55
6	7-24/64	FPS600724	59.55
8	8-48/64	FPS800848	129.45
8	9	FPS800900	129.45
8	9-16/64	FPS800916	129.45
8	9-32/64	FPS800932	129.45

Stainless Steel

hose size	ferrule i.d.	part number	list each
1/2	1	FSS050100	12.32
1/2	1-4/64	FSS050104	12.32
1/2	1-8/64	FSS050108	12.32
3/4	1-12/64	FSS075112	12.19
3/4	1-16/64	FSS075116	12.19
3/4	1-20/64	FSS075120	12.19
3/4	1-24/64	FSS075124	12.19
3/4	1-28/64	FSS075128	12.19
3/4	1-32/64	FSS075132	12.19
1	1-32/64	FSS100132	11.79
1	1-36/64	FSS100136	11.79
1	1-40/64	FSS100140	11.79
1	1-44/64	FSS100144	11.79
1	1-48/64	FSS100148	11.79
1	1-52/64	FSS100152	11.79
1-1/4	1-52/64	FSS125152	13.85
1-1/4	1-56/64	FSS125156	13.85
1-1/4	1-60/64	FSS125160	13.85
1-1/2	1-60/64	FSS150160	18.04
1-1/2	2	FSS150200	18.04
1-1/2	2-4/64	FSS150204	18.04
1-1/2	2-8/64	FSS150208	18.04
1-1/2	2-12/64	FSS150212	18.04
1-1/2	2-16/64	FSS150216	18.04
1-1/2	2-20/64	FSS150220	18.04
1-1/2	2-24/64	FSS150224	18.04
2	2-32/64	FSS200232	20.28
2	2-36/64	FSS200236	20.28
2	2-40/64	FSS200240	20.28
2	2-44/64	FSS200244	20.28
2	2-48/64	FSS200248	20.28
2	2-52/64	FSS200252	20.28
2	2-56/64	FSS200256	20.28
2	2-60/64	FSS200260	20.28
2-1/2	3-8/64	FSS250308	31.97
2-1/2	3-12/64	FSS250312	31.97
2-1/2	3-16/64	FSS250316	31.97
2-1/2	3-20/64	FSS250320	31.97
2-1/2	3-28/64	FSS250328	31.97
3	3-40/64	FSS300340	32.97
3	3-44/64	FSS300344	32.97
3	3-48/64	FSS300348	32.97
3	3-52/64	FSS300352	32.97
3	3-56/64	FSS300356	32.97
3	3-60/64	FSS300360	32.97
3	4	FSS300400	32.97
3	4-8/64	FSS300408	32.97
3	4-16/64	FSS300416	32.97
4	4-36/64	FSS400436	76.11
4	4-40/64	FSS400440	76.11
4	4-44/64	FSS400444	76.11
4	4-48/64	FSS400448	76.11
4	4-52/64	FSS400452	76.11

hose size	ferrule i.d.	part number	list each
4	4-56/64	FSS400456	76.11
4	4-60/64	FSS400460	76.11
4	5	FSS400500	76.11
4	5-4/64	FSS400504	76.11
6	6-56/64	FSS600656	95.28
6	7	FSS600700	95.28
6	7-8/64	FSS600708	95.28
6	7-24/64	FSS600724	95.28
8		FSS800XXX	POR

**Plated Steel Heavy Duty
 (for 206S & FRAC-16C fittings only)**

hose size	ferrule i.d.	part number	list each
4	4-48/64	FPS400448F	41.36
4	4-52/64	FPS400452F	41.36
4	4-56/64	FPS400456F	41.36
4	4-60/64	FPS400460F	41.36
4	5	FPS400500F	41.36
4	5-4/64	FPS400504F	41.36

2-1/2	3-8/64	FPS250308L	33.41
2-1/2	3-12/64	FPS250312L	33.41
2-1/2	3-16/64	FPS250316L	33.41
2-1/2	3-20/64	FPS250320L	33.41
2-1/2	3-28/64	FPS250328L	33.41
3	3-36/64	FPS300336L	33.62
3	3-40/64	FPS300340L	33.62
3	3-44/64	FPS300344L	33.62
3	3-48/64	FPS300348L	33.62
3	3-52/64	FPS300352L	33.62
3	3-56/64	FPS300356L	33.62
3	3-60/64	FPS300360L	33.62
3	4	FPS300400L	33.62
3	4-8/64	FPS300408L	33.62
3	4-16/64	FPS300416L	33.62
4	4-40/64	FPS400440L	47.06
4	4-44/64	FPS400444L	47.06
4	4-48/64	FPS400448L	47.06
4	4-52/64	FPS400452L	47.06
4	4-56/64	FPS400456L	47.06
4	4-60/64	FPS400460L	47.06
4	5	FPS400500L	47.06
4	5-4/64	FPS400504L	47.06
4	5-12/64	FPS400512L	47.06
4	5-20/64	FPS400520L	47.06
4	5-28/64	FPS400528L	47.06

FERRULES

for use with products shown below:

WARNING: NOT FOR USE WITH STEAM



Long Crimpology Nipples
 Section B



Viton® Seal Ground Joints and Male Stems
 Section D



Plated Steel

hose size	ferrule i.d.	part number	list each
1/2	1	FPS050100S	11.61
1/2	1-4/64	FPS050104S	11.61
1/2	1-8/64	FPS050108S	11.61
3/4	1-16/64	FPS075116	10.00
3/4	1-20/64	FPS075120	10.00
3/4	1-24/64	FPS075124	10.01
3/4	1-28/64	FPS075128	10.01
3/4	1-32/64	FPS075132	10.01
1	1-32/64	FPS100132	10.01
1	1-36/64	FPS100136	11.60
1	1-40/64	FPS100140	11.60
1	1-44/64	FPS100144	11.60
1	1-48/64	FPS100148	11.60
1	1-52/64	FPS100152	11.60
1-1/4	1-52/64	FPS125152L	11.60
1-1/4	1-56/64	FPS125156L	11.91
1-1/4	1-60/64	FPS125160L	16.86
1-1/2	1-60/64	FPS150160L	16.86
1-1/2	2	FPS150200L	16.86
1-1/2	2-4/64	FPS150204L	20.17
1-1/2	2-8/64	FPS150208L	20.17
1-1/2	2-12/64	FPS150212L	20.17
1-1/2	2-16/64	FPS150216L	20.17
1-1/2	2-20/64	FPS150220L	20.17
1-1/2	2-24/64	FPS150224L	20.17
2	2-32/64	FPS200232L	20.17
2	2-36/64	FPS200236L	20.17
2	2-40/64	FPS200240L	24.29
2	2-44/64	FPS200244L	24.29
2	2-48/64	FPS200248L	24.29
2	2-52/64	FPS200252L	24.29
2	2-56/64	FPS200256L	24.29
2	2-60/64	FPS200260L	24.29



LIGHT DUTY FERRULES

for use with couplings shown below:



All Campbell Universals
 Section E



UniversaLock
 Section E



Single-Lock (Bowes)
 Section E



Double-Lock (Thor)
 Section E



Plated Steel

hose size	ferrule i.d.	part number	list each
1/2	58/64	FLPS050058	1.50
1/2	60/64	FLPS050060	1.50
3/4	1-8/64	FLPS075108	1.94
3/4	1-10/64	FLPS075110	1.94
3/4	1-12/64	FLPS075112	1.94
3/4	1-14/64	FLPS075114	1.94
3/4	1-16/64	FLPS075116	1.94
3/4	1-18/64	FLPS075118	1.94
1	1-28/64	FLPS100128	3.00
1	1-30/64	FLPS100130	3.00
1	1-32/64	FLPS100132	3.00
1	1-34/64	FLPS100134	3.00
1	1-36/64	FLPS100136	3.00

304 Stainless

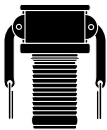
hose size	ferrule i.d.	part number	list each
1/2	58/64	FLSS050058	3.14
3/4	1-8/64	FLSS075108	3.63
3/4	1-10/64	FLSS075110	3.63
3/4	1-12/64	FLSS075112	3.63
3/4	1-14/64	FLSS075114	3.63
3/4	1-16/64	FLSS075116	3.63
3/4	1-18/64	FLSS075118	3.63



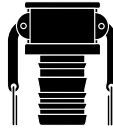
SLEEVES

SLEEVES

for use with products shown below:



**Campbell
Cobra™
Parts C & E
Section C**



**Standard
Cobra™
Parts C & E
Section C**



Plated Steel

hose size	sleeve i.d.	part number	list each
3/4	1-8/64	SPS075108	5.84
3/4	1-12/64	SPS075112	5.84
3/4	1-16/64	SPS075116	5.84
3/4	1-24/64	SPS075124	5.84
1	1-16/64	SPS100116	5.52
1	1-20/64	SPS100120	5.52
1	1-24/64	SPS100124	5.52
1	1-28/64	SPS100128	5.52
1	1-32/64	SPS100132	5.52
1	1-36/64	SPS100136	5.52
1	1-40/64	SPS100140	5.52
1	1-44/64	SPS100144	5.52
1	1-48/64	SPS100148	5.52
1-1/4	1-56/64	SPS125156	5.61
1-1/4	2	SPS125200	5.61
1-1/2	1-48/64	SPS150148	5.61
1-1/2	1-52/64	SPS150152	5.61
1-1/2	1-56/64	SPS150156	5.61
1-1/2	1-60/64	SPS150160	5.61
1-1/2	2	SPS150200	5.61
1-1/2	2-4/64	SPS150204	5.61
1-1/2	2-8/64	SPS150208	5.61
1-1/2	2-12/64	SPS150212	5.61
1-1/2	2-16/64	SPS150216	5.61
1-1/2	2-20/64	SPS150220	5.61
1-1/2	2-24/64	SPS150224	5.61
2	2-16/64	SPS200216	6.61
2	2-24/64	SPS200224	6.61
2	2-28/64	SPS200228	6.61

2	2-32/64	SPS200232	6.61
2	2-36/64	SPS200236	6.61
2	2-40/64	SPS200240	6.61
2	2-44/64	SPS200244	6.61
2	2-48/64	SPS200248	6.61
2	2-52/64	SPS200252	6.61
2	2-56/64	SPS200256	6.61
2	2-60/64	SPS200260	6.61
2	3	SPS200300	6.61
2	3-2/64	SPS200302	6.61
2-1/2	3	SPS250300	10.68
2-1/2	3-8/64	SPS250308	10.68
2-1/2	3-16/64	SPS250316	10.68
2-1/2	3-24/64	SPS250324	10.68
2-1/2	3-32/64	SPS250332	10.68
2-1/2	3-34/64	SPS250334	10.68
3	3-16/64	SPS300316	11.91
3	3-24/64	SPS300324	11.91
3	3-28/64	SPS300328	11.91
3	3-32/64	SPS300332	11.91
3	3-36/64	SPS300336	11.91
3	3-40/64	SPS300340	11.91
3	3-44/64	SPS300344	11.91
3	3-48/64	SPS300348	11.91
3	3-52/64	SPS300352	11.91
3	3-56/64	SPS300356	11.91
3	3-60/64	SPS300360	11.91
3	4	SPS300400	11.91
3	4-2/64	SPS300402	11.91
4	4-16/64	SPS400416	16.30
4	4-24/64	SPS400424	16.30
4	4-32/64	SPS400432	16.30
4	4-36/64	SPS400436	16.30
4	4-40/64	SPS400440	16.30
4	4-44/64	SPS400444	16.30
4	4-48/64	SPS400448	16.30
4	4-52/64	SPS400452	16.30
4	4-56/64	SPS400456	16.30
4	4-60/64	SPS400460	16.30
4	5	SPS400500	16.30
4	5-2/64	SPS400502	16.30
5	5-36/64	SPS500536	39.31
5	5-48/64	SPS500548	39.31
5	5-60/64	SPS500560	39.31
6	6-16/64	SPS600616	43.67
6	6-24/64	SPS600624	43.67
6	6-32/64	SPS600632	43.67
6	6-40/64	SPS600640	43.67
6	6-48/64	SPS600648	43.67
6	6-56/64	SPS600656	43.67
6	6 7	SPS600700	43.67
6	6 7-8/64	SPS600708	43.67
6	6 7-16/64	SPS600716	43.67
6	6 7-24/64	SPS600724	43.67
8	8-16/64	SPS800816	73.38
8	8-32/64	SPS800832	73.38
8	8-40/64	SPS800840	73.38
8	8-48/64	SPS800848	73.38
8	9	SPS800900	73.38
8	9-16/64	SPS800916	73.38
8	9-32/64	SPS800932	73.38
8	9-40/64	SPS800940	73.38
8	9-48/64	SPS800948	73.38
10	10-32/64	SPS101032	101.51
10	10-48/64	SPS101048	101.10
10	10-56/64	SPS101056	101.10
10	11	SPS101100	101.10
10	11-16/64	SPS101116	101.10
10	11-32/64	SPS101132	101.10
10	11-48/64	SPS101148	101.10
12	12-32/64	SPS121232	156.90
12	12-48/64	SPS121248	156.90

continued on next page

SLEEVES (continued from previous page)

304 Stainless

hose size	sleeve i.d.	part number	list each
3/4	1-4/64	SSS075104	9.61
3/4	1-8/64	SSS075108	9.61
3/4	1-12/64	SSS075112	9.61
3/4	1-16/64	SSS075116	9.61
3/4	1-24/64	SSS075124	9.61
1	1-16/64	SSS100116	8.21
1	1-20/64	SSS100120	8.21
1	1-24/64	SSS100124	8.21
1	1-28/64	SSS100128	8.21
1	1-32/64	SSS100132	8.21
1	1-36/64	SSS100136	8.21
1	1-40/64	SSS100140	8.21
1	1-44/64	SSS100144	8.21
1	1-48/64	SSS100148	8.21
1-1/4	1-56/64	SSS125156	9.91
1-1/4	2	SSS125200	9.91
1-1/2	1-52/64	SSS150152	9.91
1-1/2	1-56/64	SSS150156	9.91
1-1/2	1-60/64	SSS150160	9.91
1-1/2	2	SSS150200	9.91
1-1/2	2-4/64	SSS150204	9.91
1-1/2	2-8/64	SSS150208	9.91
1-1/2	2-12/64	SSS150212	9.91
1-1/2	2-16/64	SSS150216	9.91
1-1/2	2-20/64	SSS150220	9.91
1-1/2	2-24/64	SSS150224	9.91
2	2-16/64	SSS200216	13.55
2	2-24/64	SSS200224	13.49
2	2-28/64	SSS200228	13.49
2	2-32/64	SSS200232	13.49
2	2-36/64	SSS200236	13.49
2	2-40/64	SSS200240	13.49
2	2-44/64	SSS200244	13.49
2	2-48/64	SSS200248	13.49
2	2-52/64	SSS200252	13.49
2	2-56/64	SSS200256	13.49
2	2-60/64	SSS200260	13.49
2	3	SSS200300	13.49
2	3-2/64	SSS200302	13.49
2-1/2	3	SSS250300	19.90
2-1/2	3-8/64	SSS250308	19.90
2-1/2	3-16/64	SSS250316	19.90
2-1/2	3-24/64	SSS250324	19.90
2-1/2	3-32/64	SSS250332	19.90
2-1/2	3-34/64	SSS250334	19.90
3	3-24/64	SSS300324	19.95
3	3-28/64	SSS300328	19.95
3	3-32/64	SSS300332	19.95
3	3-36/64	SSS300336	19.95
3	3-40/64	SSS300340	19.95
3	3-44/64	SSS300344	19.95
3	3-48/64	SSS300348	19.95
3	3-52/64	SSS300352	19.95
3	3-56/64	SSS300356	19.95
3	3-60/64	SSS300360	19.95
3	4	SSS300400	19.95
3	4-2/64	SSS300402	19.95
4	4-32/64	SSS400432	32.23
4	4-36/64	SSS400436	32.23
4	4-40/64	SSS400440	32.23
4	4-44/64	SSS400444	32.23
4	4-48/64	SSS400448	32.23
4	4-52/64	SSS400452	32.23
4	4-56/64	SSS400456	32.23
4	4-60/64	SSS400460	32.23
4	5	SSS400500	32.23
4	5-2/64	SSS400502	32.23

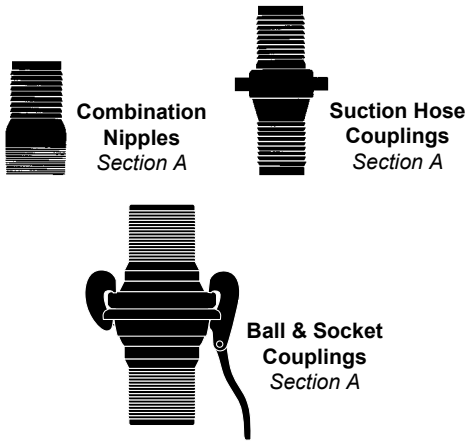
6	6-16/64	SSS600616	82.20
6	6-24/64	SSS600624	82.20
6	6-32/64	SSS600632	82.20
6	6-40/64	SSS600640	82.20
6	6-48/64	SSS600648	82.20
6	6-56/64	SSS600656	82.20
6	7	SSS600700	82.20
6	7-8/64	SSS600708	82.20
6	7-16/64	SSS600716	82.20
8	7-24/64	SSS600724	82.20
8	8-48/64	SSS800848	121.51
9	9	SSS800900	121.51
10		SSS101xxx	POR
12		SSS121xxx	POR

Aluminum

2	2-28/64	SAL200228	14.01
2	2-32/64	SAL200232	14.01
2	2-36/64	SAL200236	14.01
2	2-40/64	SAL200240	14.01
2	2-44/64	SAL200244	14.01
2	2-48/64	SAL200248	14.01
2	2-52/64	SAL200252	14.01
2	2-56/64	SAL200256	14.01
2	2-60/64	SAL200260	14.01
2	3	SAL200300	14.01
3	3-32/64	SAL300332	20.77
3	3-36/64	SAL300336	20.77
3	3-40/64	SAL300340	20.77
3	3-44/64	SAL300344	20.77
3	3-48/64	SAL300348	20.77
3	3-52/64	SAL300352	20.77
3	3-56/64	SAL300356	20.77
3	3-60/64	SAL300360	20.77
3	4	SAL300400	20.77
3	4-4/64	SAL300404	20.77
4	4-36/64	SAL400436	27.79
4	4-40/64	SAL400440	27.79
4	4-44/64	SAL400444	27.79
4	4-48/64	SAL400448	27.79
4	4-52/64	SAL400452	27.79
4	4-56/64	SAL400456	27.79
4	4-60/64	SAL400460	27.79
4	5	SAL400500	27.79
4	5-4/64	SAL400504	27.79
4	5-8/64	SAL400508	27.79
6	6-32/64	SAL600632	83.70
6	6-40/64	SAL600640	83.70
6	6-48/64	SAL600648	83.70
6	4-56/64	SAL600656	83.70

SLEEVES

for use with products shown below:



Plated Steel

hose size	sleeve i.d.	part number	list each
1/2	1	SPS050100S	5.84
3/4	1-8/64	SPS075108S	5.84
3/4	1-12/64	SPS075112S	5.84
3/4	1-16/64	SPS075116S	5.84
3/4	1-20/64	SPS075120S	5.84
3/4	1-24/64	SPS075124S	5.84
1	1-28/64	SPS100128S	5.52
1	1-32/64	SPS100132S	5.52
1	1-36/64	SPS100136S	5.52
1	1-40/64	SPS100140S	5.52
1	1-44/64	SPS100144S	5.52
1	1-48/64	SPS100148S	5.52
1-1/4	1-40/64	SPS125140S	5.61
1-1/4	1-48/64	SPS125148S	5.61
1-1/4	1-52/64	SPS125152S	5.61
1-1/4	1-56/64	SPS125156S	5.61
1-1/2	1-60/64	SPS150160S	5.61
1-1/2	2	SPS150200S	5.61
1-1/2	2-4/64	SPS150204S	5.61
1-1/2	2-8/64	SPS150208S	5.61
1-1/2	2-12/64	SPS150212S	5.61
1-1/2	2-16/64	SPS150216S	5.61
1-1/2	2-20/64	SPS150220S	5.61
1-1/2	2-24/64	SPS150224S	5.61
2	2-8/64	SPS200208S	6.61
2	2-16/64	SPS200216S	6.61
2	2-24/64	SPS200224S	6.61
2	2-28/64	SPS200228S	6.61
2	2-32/64	SPS200232S	6.61
2	2-36/64	SPS200236S	6.61
2	2-40/64	SPS200240S	6.61
2	2-44/64	SPS200244S	6.61
2	2-48/64	SPS200248S	6.61
2	2-52/64	SPS200252S	6.61
2	2-56/64	SPS200256S	6.61
2	2-60/64	SPS200260S	6.61
2	3	SPS200300S	6.61
2-1/2	2-48/64	SPS250248S	10.68
2-1/2	2-56/64	SPS250256S	10.68
2-1/2	3	SPS250300S	10.68
2-1/2	3-8/64	SPS250308S	10.68
2-1/2	3-16/64	SPS250316S	10.68
2-1/2	3-24/64	SPS250324S	10.68
2-1/2	3-32/64	SPS250332S	10.68
3	3-8/64	SPS300308S	11.91
3	3-16/64	SPS300316S	11.91
3	3-24/64	SPS300324S	11.91

hose size	sleeve i.d.	part number	list each
3	3-28/64	SPS300328S	11.91
3	3-32/64	SPS300332S	11.91
3	3-36/64	SPS300336S	11.91
3	3-40/64	SPS300340S	11.91
3	3-44/64	SPS300344S	11.91
3	3-48/64	SPS300348S	11.91
3	3-52/64	SPS300352S	11.91
3	3-56/64	SPS300356S	11.91
3	3-60/64	SPS300360S	11.91
3	4	SPS300400S	11.91
4	4-16/64	SPS400416S	16.30
4	4-24/64	SPS400424S	16.30
4	4-32/64	SPS400432S	16.30
4	4-36/64	SPS400436S	16.30
4	4-40/64	SPS400440S	16.30
4	4-44/64	SPS400444S	16.30
4	4-48/64	SPS400448S	16.30
4	4-52/64	SPS400452S	16.30
4	4-56/64	SPS400456S	16.30
4	4-60/64	SPS400460S	16.30
4	5	SPS400500S	16.30
5	5-36/64	SPS500536	39.31
5	5-48/64	SPS500548	39.31
5	5-60/64	SPS500560	39.31
6	6-16/64	SPS600616	43.67
6	6-24/64	SPS600624	43.67
6	6-32/64	SPS600632	43.67
6	6-40/64	SPS600640	43.67
6	6-48/64	SPS600648	43.67
6	6-56/64	SPS600656	43.67
6	7	SPS600700	43.67
6	7-8/64	SPS600708	43.67
6	7-16/64	SPS600716	43.67
6	7-24/64	SPS600724	43.67
8	8-16/64	SPS800816	73.38
8	8-32/64	SPS800832	73.38
8	8-40/64	SPS800840	73.38
8	8-48/64	SPS800848	73.38
8	9	SPS800900	73.38
8	9-16/64	SPS800916	73.38
8	9-32/64	SPS800932	73.38
8	9-40/64	SPS800940	73.38
8	9-48/64	SPS800948	73.38
10	10-32/64	SPS101032	101.51
10	10-48/64	SPS101048	101.10
10	10-56/64	SPS101056	101.10
10	11	SPS101100	101.10
10	11-16/64	SPS101116	101.10
10	11-32/64	SPS101132	101.10
10	11-48/64	SPS101148	101.10
12	12-32/64	SPS121232	156.90
12	12-48/64	SPS121248	156.90

304 Stainless

hose size	sleeve i.d.	part number	list each
1/2	1	SSS050100S	9.62
3/4	1-4/64	SSS075104S	9.62
3/4	1-8/64	SSS075108S	9.62
3/4	1-12/64	SSS075112S	9.62
3/4	1-16/64	SSS075116S	9.62
3/4	1-20/64	SSS075120S	9.62
3/4	1-24/64	SSS075124S	9.62
3/4	1-28/64	SSS075128S	8.21
1	1-32/64	SSS100132S	8.21
1	1-36/64	SSS100136S	8.21
1	1-40/64	SSS100140S	8.21
1	1-44/64	SSS100144S	8.21
1	1-48/64	SSS100148S	8.21
1-1/4	1-40/64	SSS125140S	9.91
1-1/4	1-48/64	SSS125148S	9.91
1-1/4	1-52/64	SSS125152S	9.91
1-1/4	1-56/64	SSS125156S	9.91

hose size	sleeve i.d.	part number	list each
1-1/2	1-50/64	SSS150150S	9.91
1-1/2	2	SSS150200S	9.91
1-1/2	2-4/64	SSS150204S	9.91
1-1/2	2-8/64	SSS150208S	9.91
1-1/2	2-12/64	SSS150212S	9.91
1-1/2	2-16/64	SSS150216S	9.91
1-1/2	2-20/64	SSS150220S	9.91
1-1/2	2-24/64	SSS150224S	9.91
2	2-8/64	SSS200208S	13.48
2	2-16/64	SSS200216S	13.48
2	2-24/64	SSS200224S	13.48
2	2-28/64	SSS200228S	13.48
2	2-32/64	SSS200232S	13.48
2	2-36/64	SSS200236S	13.48
2	2-40/64	SSS200240S	13.48
2	2-44/64	SSS200244S	13.48
2	2-48/64	SSS200248S	13.48
2	2-52/64	SSS200252S	13.48
2	2-56/64	SSS200256S	13.48
2	2-60/64	SSS200260S	13.48
2-1/2	3	SSS250300S	13.48
2-1/2	3-8/64	SSS250308S	19.90
2-1/2	3-16/64	SSS250316S	19.90
2-1/2	3-24/64	SSS250324S	19.90
2-1/2	3-32/64	SSS250332S	19.90
3	3-8/64	SSS300308S	19.94
3	3-16/64	SSS300316S	19.94
3	3-24/64	SSS300324S	19.94
3	3-24/64	SSS300328S	19.94
3	3-28/64	SSS300332S	19.94
3	3-36/64	SSS300336S	19.94
3	3-40/64	SSS300340S	19.94
3	3-44/64	SSS300344S	19.94
3	3-48/64	SSS300348S	19.94
3	3-52/64	SSS300352S	19.94
3	3-56/64	SSS300356S	19.94
3	3-60/64	SSS300360S	19.94
3	4	SSS300400S	19.94
4	4-16/64	SSS400416S	32.23
4	4-24/64	SSS400424S	32.23
4	4-32/64	SSS400432S	32.23
4	4-36/64	SSS400436S	32.23
4	4-40/64	SSS400440S	32.23
4	4-44/64	SSS400444S	32.23
4	4-48/64	SSS400448S	32.23
4	4-52/64	SSS400452S	32.23
4	4-56/64	SSS400456S	32.23
4	4-60/64	SSS400460S	32.23
4	5	SSS400500S	32.23
6	6-16/64	SSS600616	82.20
6	6-24/64	SSS600624	82.20
6	6-32/64	SSS600632	82.20
6	6-40/64	SSS600640	82.20
6	6-48/64	SSS600648	82.20
6	6-56/64	SSS600656	82.20
6	7	SSS600700	82.20
6	7-8/64	SSS600708	82.20
6	7-16/64	SSS600716	82.20
6	7-24/64	SSS600724	82.20
8	8-48/64	SSS800848	121.51
9	9	SSS800900	121.51
10		SSS101XXX	POR
12		SSS121XXX	POR

Glossary of Campbell Crimpnology™ Terms

Crimp Chart: a chart designed to assist in determining the crimp spec, which includes allowances for serration style, fitting and ferrule/sleeve O.D. and design.

Crimp Spec (or specification): the outside diameter of the ferrule/sleeve after assembling and crimping.

Cut-slots: notches cut into the turned-in end of a ferrule that allows the interlock portion to crimp straight down into the fitting interlock without opening outward during crimping.

Ferrule: a tube-like product with one end turned in, so as to affect an interlock into a groove on a mating fitting or coupling.

Ferrule Length: the overall length of the ferrule as measured from the turn-in end to the open end.

Ferrule/Sleeve I.D.: the inside bowl diameter of the ferrule; the inside diameter of the sleeve; the inside diameter of either where the hose is placed.

Gauge: the thickness of the ferrule/sleeve material.

Interlock Groove: a groove designed into the fitting/coupling to accept the turn-in end of the ferrule.

Shank Length: the hose barb area measured from the end of the fitting to the interlock groove.

Sleeve: a tube-like product with no interlock provisions.

Sleeve Length: the overall length of the sleeve from end to end.

Turn-in: the interlocking end of the ferrule.



Small Diameter Multi-Purpose Fittings

MALE & FEMALE INSERT FITTINGS

Insert fittings are precision screw machined in steel, stainless steel and brass.

Recommended use

- Low pressure air, water

Recommended hose attachment

- Brass Crimp-on Ferrules
- Worm Gear Clamps
- Preformed Band Clamps

BRASS PUSH-ON FITTINGS



Recommended use

- Low pressure air, water

Recommended hose attachment

- None - When used with special Push-on Hose, no clamp or ferrule is needed. The liner of the hose grabs securely onto the barb of the fitting.

DO NOT use Push-on Fittings with conventional hose.

BRASS GARDEN HOSE COUPLINGS

Precision screw machined from brass. Available with short shank or long shank.

Recommended use

- Low pressure water

Recommended hose attachment

- Brass Crimp-on Ferrules
- Worm Gear Clamps
- Preformed Band Clamps



BRASS FERRULES

Brass ferrules are lightweight, easy to assemble, and provide a smooth outer surface.

Recommended use

- Crimp-on hose assemblies to secure hose and fittings for low-pressure air and water applications

BARBED HOSE INSERTS



MALE INSERT



Plated Steel

hose x npt	part number	list each
1/4 X 1/8	SM-0402	8.54
1/4 X 1/4	SM-0404	12.41
1/4 X 3/8	SM-0406	10.21
3/8 X 1/8	SM-0602	10.78
3/8 X 1/4	SM-0604	12.24
3/8 X 3/8	SM-0606	11.22
3/8 X 1/2	SM-0608	13.92
1/2 X 1/4	SM-0804	14.08
1/2 X 3/8	SM-0806	14.30
1/2 X 1/2	SM-0808	11.70
1/2 X 3/4	SM-0812	19.30
3/4 X 1/2	SM-1208	16.40
3/4 X 3/4	SM-1212	17.52
1 X 3/4	SM-1612	20.91
1 X 1	SM-1616	22.76

316 Stainless

1/4 X 1/8	SSM-0402	31.90
1/4 X 1/4	SSM-0404	29.10
1/4 X 3/8	SSM-0406	29.51
3/8 X 1/4	SSM-0604	25.82
3/8 X 3/8	SSM-0606	27.55
3/8 X 1/2	SSM-0608	47.34
1/2 X 1/4	SSM-0804	27.94
1/2 X 3/8	SSM-0806	31.07
1/2 X 1/2	SSM-0808	40.69
1/2 X 3/4	SSM-0812	60.95
5/8 X 1/2	SSM-1008	54.23
3/4 X 1/2	SSM-1208	54.23
3/4 X 3/4	SSM-1212	77.33
3/4 X 1	SSM-1216	102.35
1 X 3/4	SSM-1612	62.52
1 X 1	SSM-1616	96.25

Brass

hose x npt	part number	list/100	carton qty
1/4 X 1/8	BM-0402	205.00	25
1/4 X 1/4	BM-0404	237.70	25
1/4 X 3/8	BM-0406	364.10	25
5/16 X 1/8	BM-0502	224.50	25
5/16 X 1/4	BM-0504	262.70	25
3/8 X 1/8	BM-0602	259.60	25
3/8 X 1/4	BM-0604	232.10	25
3/8 X 3/8	BM-0606	346.70	25
3/8 X 1/2	BM-0608	591.70	25
1/2 X 1/4	BM-0804	339.00	25
1/2 X 3/8	BM-0806	351.20	25
1/2 X 1/2	BM-0808	534.60	25
1/2 X 3/4	BM-0812	792.70	25
5/8 X 3/8	BM-1006	391.80	25
5/8 X 1/2	BM-1008	603.40	25
5/8 X 3/4	BM-1012	817.60	25
3/4 X 1/2	BM-1208	691.60	25
3/4 X 3/4	BM-1212	780.50	25
1 X 3/4	BM-1612	986.60	25
1 X 1	BM-1616	1608.80	25
1-1/4 X 1	BM-2016	1980.70	25

FEMALE INSERT



Brass

hose x npt	part number	list/100	carton qty
1/4 X 1/8	BF-0402	235.90	25
1/4 X 1/4	BF-0404	298.00	25
5/16 X 1/4	BF-0504	362.40	25
1/2 X 3/8	BF-0806	443.60	25
1/2 X 1/2	BF-0808	585.00	25

HOSE MENDER



Brass

hose size	part number	list/100	carton qty
1/4 X 1/4	BH-0404	216.30	25
5/16 X 5/16	BH-0505	275.00	25
3/8 X 3/8	BH-0606	259.60	25
1/2 X 1/2	BH-0808	358.30	25
5/8 X 5/8	BH-1010	426.30	25
3/4 X 3/4	BH-1212	585.70	25

FEMALE SWIVEL (with ball seat)



Brass

hose x npsm	part number	list/100	carton qty
1/4 X 1/4	BFS-0404	340.90	25
5/16 X 1/4	BFS-0504	483.10	25
3/8 X 1/4	BFS-0604	331.90	25
3/8 X 3/8	BFS-0606	451.70	25
1/2 X 3/8	BFS-0806	775.50	25
1/2 X 1/2	BFS-0808	679.00	25
3/4 X 3/4	BFS-1212	1062.70	25



BRASS PUSH-ON FITTINGS

MALE PUSH-ON



hose x npt	part number	list/100	carton qty
1/4 X 1/8	BMP-0402	234.80	25
1/4 X 1/4	BMP-0404	276.00	25
1/4 X 3/8	BMP-0406	368.70	25
5/16 X 1/4	BMP-0504	357.40	25
3/8 X 1/8	BMP-0602	385.20	25
3/8 X 1/4	BMP-0604	311.10	25
3/8 X 3/8	BMP-0606	379.50	25
3/8 X 1/2	BMP-0608	600.50	25
1/2 X 1/4	BMP-0804	449.10	25
1/2 X 3/8	BMP-0806	414.10	25
1/2 X 1/2	BMP-0808	610.20	25
1/2 X 3/4	BMP-0812	865.20	25
5/8 X 3/8	BMP-1008	785.90	25
5/8 X 1/2	BMP-1012	1041.40	25
3/4 X 1/2	BMP-1208	960.30	25
3/4 X 3/4	BMP-1212	1030.20	25

FEMALE PUSH-ON



hose x npt	part number	list/100	carton qty
1/4 X 1/8	BFP-0402	357.40	25
1/4 X 1/4	BFP-0404	373.90	25
5/16 X 1/4	BFP-0504	578.90	25
3/8 X 1/4	BFP-0604	430.50	25
3/8 X 3/8	BFP-0606	461.40	25
1/2 X 3/8	BFP-0806	542.80	25
1/2 X 1/2	BFP-0808	628.30	25

HOSE MENDER PUSH-ON



hose size	part number	list/100	carton qty
1/4 X 1/4	BHP-0404	324.50	25
5/16 X 5/16	BHP-0505	425.40	25
3/8 X 3/8	BHP-0606	361.10	25
1/2 X 1/2	BHP-0808	595.30	25
5/8 X 5/8	BHP-1010	841.50	25
3/4 X 3/4	BHP-1212	1000.10	25



MACHINED BRASS GARDEN HOSE COUPLINGS

GARDEN HOSE SET



hose size	part number	list each	carton qty
3/8	GHS-06	14.38	25
1/2	GHS-08	15.30	25
5/8	GHS-10	15.88	25
3/4	GHS-12	16.18	25
1(NPSH)	NPS-16	29.59	25

GARDEN HOSE FEMALE



hose size	part number	list each	carton qty
3/8	GHF-06	7.69	25
1/2	GHF-08	7.96	25
5/8	GHF-10	7.95	25
3/4	GHF-12	8.02	25
1(NPSH)	NPF-16	14.21	25

GARDEN HOSE MALE



hose size	part number	list each	carton qty
3/8	GHM-06	7.55	25
1/2	GHM-08	7.80	25
5/8	GHM-10	7.84	25
3/4	GHM-12	7.91	25
1(NPSH)	NPM-16	15.56	25

WASHER



washer size	part number	list/100	carton qty
3/4	GHW-12	26.00	100
1(NPSH)	GHW-16	52.30	100



BRASS FERRULES



i.d. x length	pierce dia.	part number	list/ 100	bag qty.
0.410 X 0.500	0.266	F-222	POR	50
0.450 X 0.563	0.344	F-316	POR	50
0.478 X 0.687	0.328	F-157	POR	50
0.500 X 0.500	0.344	F-225	POR	50
0.500 X 1.000	0.344	F-265	POR	50
0.525 X 0.500	0.344	F-230	POR	50
0.525 X 1.000	0.375	F-268	POR	50
0.531 X 1.000	0.438	F-273	POR	50
0.548 X 0.484	0.375	F-236	POR	50
0.562 X 1.000	0.438	F-278	POR	50
0.575 X 0.484	0.438	F-031	POR	50
0.593 X 1.000	0.438	F-284	POR	50
0.600 X 0.500	0.500	F-030	POR	50
0.625 X 0.500	0.500	F-028	POR	50
0.625 X 1.000	0.438	F-288	POR	50
0.650 X 0.500	0.500	F-025	POR	50
0.656 X 1.000	0.438	F-294	POR	50
0.675 X 0.516	0.500	F-022	POR	50
0.687 X 1.000	0.500	F-300	POR	50
0.700 X 0.516	0.500	F-018	POR	50
0.718 X 1.000	0.625	F-302	POR	50
0.718 X 1.000	0.500	F-302B	POR	50
0.725 X 0.531	0.500	F-016	POR	50
0.750 X 0.531	0.500	F-013	POR	50
0.750 X 1.000	0.625	F-305	POR	50
0.750 X 1.000	0.500	F-305B	POR	50
0.775 X 0.563	0.500	F-009	POR	50
0.782 X 1.000	0.625	F-310	POR	50
0.782 X 1.000	0.500	F-310B	POR	50
0.812 X 1.000	0.562	F-314	POR	50
0.825 X 0.547	0.625	F-001	POR	50
0.875 X 0.844	0.562	F-255	POR	50
0.937 X 0.844	0.688	F-242	POR	50
0.975 X 0.844	0.688	F-181	POR	50
1.150 X 0.844	0.875	F-241	POR	50





PREFORMED BAND CLAMPS, BANDING, BUCKLES, AND TOOLS



CENTER PUNCH CLAMPS

Strapbinder's double wrapped center punch preformed hose clamps are available in various materials and diameters to satisfy a wide variety of applications.

SMOOTH SEAL™ J-SERIES CLAMPS

Strapbinder J-Series clamps are ideal for most industrial hose clamping applications.

POW'R-TIGHT™ CLAMPS

The Strapbinder Pow'r-Tight clamps deliver best-in-class performance for demanding applications ideal for thick walled and higher durometer hose. Stronger than the J-Series clamp, the Pow'r-Tight is constructed with 3/4" wide T201 1/4" hard stainless steel for exceptional band strength. The Pow'r-Tight has a smooth seal design for gap free contact, a heavy duty buckle, and is double wrapped to provide optimal holding power.

POW'R-WRAP™ TIES

The Strapbinder Pow'r-Wrap is a stainless steel tie that is dependable, easy to apply, and can be used in a broad range of fastening, securing, and sealing applications. The Pow'r-Wrap is constructed with 304 stainless steel for exceptional corrosion resistance in outdoor environments. The tie is a smooth seal design for gap free contact & tensions, cuts and locks for quick and easy application. It can be used for the securement of ducting, tags, hoses, cable bundles and constant velocity boots.

GRIPCLAMP TOOL

Strapbinder's battery powered GripClamp tool tensions, locks and cuts the strap, eliminating the need for multiple tools, saving you time and money. Its versatile design can be used for J-Series, center punch and band and buckle applications.

For more product details, visit CampbellFittings.com to download the Strapbinder catalog.



WORM GEAR & T-BOLT CLAMPS



Worm gear clamps are available in multiple styles including Micro-Gear, Hy-Gear, Snaplock, and Lined.



T-bolt clamps provide uniform sealing pressure for a positive, reliable seal. Designed for use in high vibration and large diameter applications common in heavy trucks, industrial machinery, off-road equipment, agricultural irrigation and machinery.

For more product details, visit CampbellFittings.com to download the Ideal Tridon catalog.



PREFORMED BAND CLAMPS

CENTER PUNCH

201 Stainless

clamp width	clamp id.	part number	list/ 100	carton qty.
3/8	13/16	HBCP3S	177.00	100
3/8	1-3/8	HBCP311S	192.00	100
5/8	1	HBCP4S	223.00	100
5/8	1-1/4	HBCP5S	246.00	100
5/8	1-1/2	HBCP6S	250.00	100
5/8	1-3/4	HBCP7S	273.00	100
5/8	2	HBCP8S	288.00	100
5/8	2-1/4	HBCP9S	312.00	100
5/8	2-1/2	HBCP10S	335.00	50
5/8	2-3/4	HBCP11S	354.00	50
5/8	3	HBCP12S	373.00	50
5/8	3-1/2	HBCP14S	412.00	50
5/8	4	HBCP16S	465.00	25
5/8	4-1/2	HBCP18S	500.00	25
5/8	5	HBCP20S	562.00	25
5/8	6	HBCP24S	608.00	25
5/8	7	HBCP28S	727.00	25
5/8	8	HBCP32S	792.00	25

Galvanized Steel

clamp width	clamp id.	part number	list/ 100	carton qty.
3/8	13/16	HBCP3	158.00	100
3/8	1-3/8	HBCP311	138.00	100
5/8	1	HBCP4	92.00	100
5/8	1-1/4	HBCP5	104.00	100
5/8	1-1/2	HBCP6	104.00	100
5/8	1-3/4	HBCP7	112.00	100
5/8	2	HBCP8	119.00	100
5/8	2-1/4	HBCP9	131.00	100
5/8	2-1/2	HBCP10	146.00	50
5/8	2-3/4	HBCP11	150.00	50
5/8	3	HBCP12	158.00	50
5/8	3-1/2	HBCP14	169.00	50
5/8	4	HBCP16	196.00	25
5/8	4-1/2	HBCP18	208.00	25
5/8	5	HBCP20	208.00	25
5/8	6	HBCP24	238.00	25
5/8	7	HBCP28	273.00	25
5/8	8	HBCP32	385.00	25

SMOOTH SEAL™ J-SERIES

201 Stainless

clamp width	clamp id.	part number	list/ 100	carton qty.
1/4	1	HBJS242	277.00	100
1/4	1-3/8	HBJS241	277.00	100
3/8	13/16	HBJS201	192.00	100
3/8	1	HBJS243	223.00	100
3/8	1-3/8	HBJS202	219.00	100
3/8	2	HBJS245	246.00	100
1/2	1	HBJS203	269.00	100
1/2	1-1/4	HBJS204	296.00	100
5/8	1-1/2	HBJS205	358.00	100
5/8	1-3/4	HBJS206	396.00	100
5/8	2	HBJS207	435.00	100
5/8	2-1/4	HBJS208	462.00	100
5/8	2-1/2	HBJS209	492.00	100
3/4	2-3/4	HBJS210	581.00	50
3/4	3	HBJS211	631.00	50
3/4	3-1/2	HBJS212	673.00	50
3/4	4	HBJS213	769.00	25
3/4	4-1/2	HBJS214	827.00	25
3/4	5	HBJS215	896.00	25
3/4	6	HBJS216	1031.00	25
3/4	7	HBJS218	1238.00	25
3/4	8	HBJS219	1392.00	25

Galvanized Steel

clamp width	clamp id.	part number	list/ 100	carton qty.
3/8	13/16	HBJS301	196.00	100
3/8	1	HBJS343	88.00	100
3/8	1-3/8	HBJS302	92.00	100
1/2	1-1/4	HBJS304	131.00	100
5/8	1-1/2	HBJS305	154.00	100
5/8	1-3/4	HBJS306	169.00	100
5/8	2	HBJS307	185.00	100
5/8	2-1/2	HBJS309	212.00	100
3/4	3	HBJS311	235.00	50
3/4	3-1/2	HBJS312	288.00	50
3/4	4	HBJS313	346.00	25
3/4	4-1/2	HBJS314	354.00	25
3/4	4	HBJS315	385.00	25

POW'R-TIGHT™ CLAMP

201 Stainless

clamp width	clamp id.	part number	list/ 100	carton qty.
3/4	2	HDLSL227	742.00	100
3/4	2-1/4	HDLSL210	808.00	50
3/4	3	HDLSL211	877.00	50
3/4	3-1/2	HDLSL212	931.00	50
3/4	4	HDLSL213	1069.00	25
3/4	4-1/2	HDLSL214	1150.00	25
3/4	5	HDLSL215	1242.00	25
3/4	6	HDLSL216	1427.00	25
3/4	6-1/2	HDLSL217	1573.00	25
3/4	7	HDLSL218	1719.00	25
3/4	8	HDLSL219	1935.00	25
3/4	9	HDLSL228	2165.00	10

POW'R-WRAP™ TIES

304 Stainless Steel

clamp width	clamp length	part number	list/100	carton qty
1/4	10	HBPW211	235.00	500
1/4	16.5	HBPW212	304.00	500
1/4	22.5	HBPW213	377.00	500
1/4	29	HBPW214	454.00	500
1/4	35	HBPW215	519.00	500

IDENTIFICATION TAGS

304 Stainless Steel

width in.	length in.	part number	list/100	carton qty
3/4	3-1/2	ST750350	242.00	100

316 Stainless Steel

3/4	2	ST750200	235.00	100
1-1/2	2-12	ST150250	177.00	100

BANDING, BUCKLES, AND TOOLS

100FT. SELF DISPENSING COILS

304 Stainless

band width	part number	list/100ft.	qty/coil
1/4	ST202	103.50	100 ft.
3/8	ST203	103.69	100 ft.
1/2	ST204	140.23	100 ft.
5/8	ST205	171.62	100 ft.
3/4	ST206	209.46	100 ft.
1/2	ST404	276.23	100 ft.
3/4	ST406	419.65	100 ft.

100FT. PLASTIC TOTES

201 Stainless

band width	part number	list/100ft.	qty/coil
1/2	ST204B	145.81	100 ft.
5/8	ST205G	207.54	100 ft.
3/4	ST206R	214.62	100 ft.

BIGBINDER BAND

201 Stainless

band width	part number	list/100ft.	qty/coil
3/4	ST430	537.38	100 ft.
1	ST431	460.38	100 ft.
1-1/4	ST432	530.62	100 ft.

BUCKLES

Ear Style - 201 Stainless Steel

width	part number	list/100	carton qty
1/4	ST252	54.00	100
3/8	ST253	73.00	100
1/2	ST254	96.00	100
5/8	ST255	119.00	100
3/4	ST256	146.00	100

Heavy Duty - 201 Stainless Steel

3/4	ST440	604.00	25
1	ST441	573.00	25
1	ST442	754.00	25

WING SEALS

304 Stainless Steel

width	part number	list/100	carton qty
1/2	ST154	69.00	100
3/4	ST156	104.00	100

SCREWBINDER™ BUCKLES

201 Stainless Steel

width	part number	list/100	carton qty
3/4	ST726	746.00	25

GRIP CLAMP TOOL

part number	description	list each
800500	Battery Powered J-Series Clamping Tool	8034.23
800505	Battery Powered J-Series Bench Mounted System	10225.38
800800	Battery Powered Center Punch Tensioning Tool	8034.23
800805	Battery Powered Band and Buckle Tensioning Tool	8034.23

GRIP CLAMP TOOL ACCESSORIES

part number	description	list each
800638	Center Punch Attachment	1318.77
800637	Band and Buckle Attachment	1318.77
800802	J-Series Attachment	1318.77
800293	18V Lithium Ion Battery	557.69
800294	Charger	307.69
800489	Foot Petal	384.62
800506	Bench Mount Fixture	1346.15
800521	Spare Battery & Charger	865.39

CENTER PUNCH TOOL & ADAPTER

part number	description	list each
HBC-300	for 5/8" wide clamps	272.69
HBC-032	adapter for 3/8" clamps	22.81

F38

part number	description	list each
F38	light duty ratchet tool for 2/8" and 5/8" clamps	109.68

SPIN TIGHT TOOL

part number	description	list each
ST402B	for heavy duty applications	741.38

SPIN TIGHT TOOL

part number	description	list each
ST-001	spin tight tensioner	261.88
HBJ-001	adaptor for ST-001	225.81



MICRO GEAR 62M

Screw: 302 Stainless Steel

Band: 301 Stainless Steel

size	min	max	part number	list/100	carton qty
04	5/16	5/8	62604	155.00	10
05	5/16	3/4	62M05	155.00	10
06	5/16	7/8	62606	155.00	10
08	7/16	1	62M08	177.00	10
10	1/2	1-1/16	62M10	180.00	10
12	9/16	1-1/4	62M12	187.00	10
16	11/16	1-1/2	62M16	187.00	10
20	3/4	1-3/4	62M20	187.00	10

MICRO GEAR 62P

Screw: Plated Carbon Steel

Band: 301 Stainless Steel

size	min	max	part number	list/100	carton qty
04	5/16	5/8	6204	123.00	10
05	5/16	3/4	62P05	123.00	10
06	5/16	7/8	6206	123.00	10
08	7/16	1	62P08	144.00	10
10	1/2	1-1/16	62P10	144.00	10
12	9/16	1-1/4	62P12	150.00	10
16	11/16	1-1/2	62P16	150.00	10
20	3/4	1-3/4	62P20	155.00	10

1/2" HY-GEAR 67-4

Screw: 305 Stainless Steel

Band: 301 Stainless Steel

size	min	max	part number	list/100	carton qty
6	3/8	7/8	67004-0006	214.00	10
8	7/16	1	67004-0008	214.00	10
10	1/2	1-1/16	67004-0010	214.00	10
12	1/2	1-1/4	67004-0012	214.00	10
16	11/16	1-1/2	67004-0016	214.00	10
20	3/4	1-3/4	67004-0020	219.00	10
24	1	2	67004-0024	219.00	10
28	1-1/4	2-1/4	67004-0028	219.00	10
32	1-1/2	2-1/2	67004-0032	219.00	10
36	3/4	2-3/4	67004-0036	230.00	10
40	1	3	67004-0040	262.00	10
44	1-1/4	3-1/4	67004-0044	300.00	10
48	1-1/2	3-1/2	67004-0048	300.00	10
52	1-3/4	3-3/4	67004-0052	316.00	10
56	2	4	67004-0056	316.00	10
60	2-1/4	4-1/4	67004-0060	321.00	10
64	2-1/2	4-1/2	67004-0064	321.00	10
72	3	5	67004-0072	353.00	10
80	3-1/2	5-1/2	67004-0080	364.00	10
88	4	6	67004-0088	409.00	10
96	4-1/2	6-1/2	67004-0096	412.00	10
104	5	7	67004-0104	366.00	10
128	6-1/2	8-1/2	67004-0128	562.00	10
152	2	10	67004-0152	621.00	10
164	1-3/4	10-3/4	67004-0164	637.00	10
188	2	12-1/4	67004-0188	679.00	10
208	11-1/4	13-1/2	67004-0208	749.00	10
212	11-1/2	13-3/4	67004-0212	765.00	10
224	12-1/2	14-1/2	67004-0224	813.00	10
236	13-1/4	15-1/4	67004-0236	899.00	10
248	1-3/4	16	67004-0248	1006.00	10
270	15-1/4	17-1/2	67004-0270	936.00	10
312	18	20	67004-0312	1150.00	10
332	19-1/4	21-1/4	67004-0332	1177.00	10
390	14-1/2	25	67004-0390	1284.00	10
569	32	36-1/4	67004-0569	1517.00	10

9/16" HY-GEAR 63-4

Screw: 305 Stainless Steel
Band: 301 Stainless Steel

size	min	max	part number	list/100	carton qty
6	3/8	7/8	63004-0006	294.00	10
8	7/16	1	63004-0008	294.00	10
10	1/2	1-1/16	63004-0010	294.00	10
12	1/2	1-1/4	63004-0012	305.00	10
16	11/16	1-1/2	63004-0016	305.00	10
20	3/4	1-3/4	63004-0020	310.00	10
24	1	2	63004-0024	310.00	10
28	1-1/4	2-1/4	63004-0028	316.00	10
32	1-1/2	2-1/2	63004-0032	316.00	10
36	3/4	2-3/4	63004-0036	321.00	10
40	1	3	63004-0040	396.00	10
44	1-1/4	3-1/4	63004-0044	407.00	10
48	1-1/2	3-1/2	63004-0048	428.00	10
52	1-3/4	3-3/4	63004-0052	449.00	10
56	2	4	63004-0056	471.00	10
60	2-1/4	4-1/4	63004-0060	492.00	10
152	2-1/2	10	63004-0152	490.00	10

SNAPLOCK 550

Screw: 410 Stainless Steel
Band: 201 Stainless Steel

size	min	max	part number	list/100	carton qty
20	3/4	1-3/4	550-020	417.00	10
28	1	2-1/4	550-028	449.00	10
36	1	2-3/4	550-036	471.00	10
48	1-1/2	3-1/2	550-048	501.00	10
56	1	4	550-056	533.00	10
72	2	5	550-072	535.00	10
88	2	6	550-088	610.00	10
104	2-7/8	7	550-104	684.00	10
128	1-3/4	8-1/2	550-128	653.00	10
152	2	10	550-152	717.00	10
188	2	12-1/4	550-188	770.00	10
216	10-3/16	14	550-216	886.00	10
248	1-3/4	16	550-248	952.00	10
280	14-1/4	18	550-280	1006.00	10
312	1-7/8	20	550-312	1192.00	10

LINED 615

Screw: 305 Stainless Steel
Band: 201 Stainless Steel

size	min	max	part number	list/100	carton qty
6	1/2	7/8	615-006	407.00	10
8	5/8	1	615-008	407.00	10
10	11/16	1-1/16	615-010	407.00	10
12	11/16	1-1/4	615-012	417.00	10
16	3/4	1-1/2	615-016	417.00	10
20	1	1-3/4	615-020	417.00	10
24	1-1/16	2	615-024	417.00	10
28	1-5/16	2-1/4	615-028	428.00	10
32	1-9/16	2-1/2	615-032	428.00	10
36	1-13/16	2-3/4	615-036	439.00	10
40	2-1/16	3	615-040	535.00	10
44	2-5/16	3-1/4	615-044	540.00	10
48	2-9/16	3-1/2	615-048	556.00	10

IMPORTED CLAMPS

DOUBLE BOLT CLAMPS



Ductile Iron

hose o.d. min.	hose o.d. max.	part number	list each
7/8	1-1/8	SL-29	4.68
1-3/16	1-5/16	SL-34	5.00
1-5/16	1-17/32	SL-40	6.70
1-3/4	1-31/32	SL-49	9.27
2-3/16	2-9/16	SL-60	9.98
2-5/16	2-15/16	SL-76	11.04
3-3/16	3-3/4	SL-94	19.58
3-7/16	3-13/16	400	20.15
4	4-3/8	463	20.91
4-1/2	5-1/8	525	28.03
4-11/16	5-1/8	550	28.03
5-1/2	5-15/16	600	31.00
6-1/8	6-7/8	675	34.85
6-7/8	7-3/8	769	41.03
7-3/8	8	818	64.33
8-1/4	8-7/8	875	60.12
8-15/16	9-3/4	988	65.02
9-5/16	11-3/8	1125	125.02
11-3/16	13	1275	142.27
13-3/16	15	1450	235.02
15-1/16	17-1/2	1700	291.79

SPIRAL CLAMPS

(right hand a.k.a. clockwise)



Plated Steel

hose size	part number	list each
1-1/2	SC-150	17.45
2	SC-200	19.96
2-1/2	SC-250	23.54
3	SC-300	25.12
4	SC-400	27.93
5	SC-500	38.71
6	SC-600	38.05
8	SC-800	43.63
10	SC-1000	61.20
12	SC-1200	62.95



T-BOLT CLAMPS

T-BOLT CLAMPS

Bolt & Trunion: Galvanized Steel
Band: Stainless Steel

nom dia	min	max	part number	list each	bag qty
1.31	1.25	1.41	30050-0131-051	11.82	10
1.50	1.34	1.56	30050-0150-051	11.82	10
1.63	1.47	1.69	30050-0163-051	11.82	10
1.75	1.59	1.81	30050-0175-051	11.82	10
1.88	1.72	1.94	30050-0188-051	11.82	10
2.00	1.84	2.06	30050-0200-051	11.82	10
2.12	1.96	2.18	30050-0212-051	11.82	10
2.25	2.09	2.31	30050-0225-051	8.13	10
2.38	2.22	2.44	30050-0238-051	8.13	10
2.50	2.34	2.56	30050-0250-051	8.35	10
2.56	2.33	2.62	30050-0256-051	8.35	10
2.63	2.40	2.69	30050-0263-051	7.92	10
2.75	2.52	2.81	30050-0275-051	7.92	10
2.88	2.65	2.94	30050-0288-051	7.92	10
3.00	2.77	3.06	30050-0300-051	8.03	10
3.12	2.87	3.18	30050-0312-051	8.03	10
3.25	3.02	3.31	30050-0325-051	8.13	10
3.50	3.27	3.56	30050-0350-051	8.13	10
3.62	3.39	3.68	30050-0362-051	8.45	10
3.75	3.52	3.81	30050-0375-051	8.45	10
3.82	3.59	3.88	30050-0382-051	8.56	10
4.00	3.77	4.06	30050-0400-051	8.56	10
4.25	4.02	4.31	30050-0425-051	8.56	10
4.50	4.27	4.56	30050-0450-051	8.56	10
4.75	4.52	4.81	30050-0475-051	8.56	10
5.00	4.77	5.06	30050-0500-051	8.67	10
5.25	5.02	5.31	30050-0525-051	8.67	10
5.50	5.27	5.56	30050-0550-051	9.20	10
5.75	5.52	5.81	30050-0575-051	9.20	10
6.00	5.77	6.06	30050-0600-051	9.31	10
6.25	6.02	6.31	30050-0625-051	9.31	10
6.50	6.27	6.56	30050-0650-051	9.42	10
6.75	6.52	6.81	30050-0675-051	9.42	10
7.00	6.77	7.06	30050-0700-051	9.52	10
7.25	7.02	7.31	30050-0725-051	9.52	10
7.50	7.27	7.56	30050-0750-051	9.52	10
8.00	7.77	8.06	30050-0800-051	9.63	10
8.25	8.02	8.31	30050-0825-051	9.63	10
8.50	8.27	8.56	30050-0850-051	9.74	10
8.88	8.65	8.94	30050-0888-051	9.74	10
9.00	8.77	9.06	30050-0900-051	10.06	10
9.50	9.27	9.56	30050-0950-051	10.06	10
10.00	9.77	10.06	30050-1000-051	10.14	10
10.88	10.65	10.94	30050-1088-051	10.17	10
12.00	11.77	12.06	30050-1200-051	10.70	10
12.88	12.65	12.94	30050-1288-051	10.91	10

T-BOLT CLAMPS

Bolt & Trunion: Galvanized Steel
Band: Stainless Steel

nom dia	min	max	part number	list each	bag qty
1.31	1.25	1.41	30051-0131-051	11.82	10
1.50	1.34	1.56	30051-0150-051	11.82	10
1.63	1.47	1.69	30051-0163-051	11.82	10
1.75	1.59	1.81	30051-0175-051	11.82	10
1.88	1.72	1.94	30051-0188-051	11.82	10
2.00	1.84	2.06	30051-0200-051	11.82	10
2.12	1.96	2.18	30051-0212-051	11.82	10
2.25	2.09	2.31	30051-0225-051	8.13	10
2.38	2.22	2.44	30051-0238-051	8.13	10
2.50	2.34	2.56	30051-0250-051	8.35	10
2.56	2.33	2.62	30051-0256-051	8.35	10
2.63	2.40	2.69	30051-0263-051	7.92	10
2.75	2.52	2.81	30051-0275-051	7.92	10
2.88	2.65	2.94	30051-0288-051	7.92	10
3.00	2.77	3.06	30051-0300-051	8.03	10
3.12	2.87	3.18	30051-0312-051	8.03	10
3.25	3.02	3.31	30051-0325-051	8.13	10
3.50	3.27	3.56	30051-0350-051	8.13	10
3.62	3.39	3.68	30051-0362-051	8.45	10
3.75	3.52	3.81	30051-0375-051	8.45	10
3.82	3.59	3.88	30051-0382-051	8.56	10
4.00	3.77	4.06	30051-0400-051	8.56	10
4.25	4.02	4.31	30051-0425-051	8.56	10
4.50	4.27	4.56	30051-0450-051	8.56	10
4.75	4.52	4.81	30051-0475-051	8.56	10
5.00	4.77	5.06	30051-0500-051	8.67	10
5.25	5.02	5.31	30051-0525-051	8.67	10
5.50	5.27	5.56	30051-0550-051	9.20	10
5.75	5.52	5.81	30051-0575-051	9.20	10
6.00	5.77	6.06	30051-0600-051	9.31	10
6.25	6.02	6.31	30051-0625-051	9.31	10
6.50	6.27	6.56	30051-0650-051	9.42	10
6.75	6.52	6.81	30051-0675-051	9.42	10
7.00	6.77	7.06	30051-0700-051	9.52	10
7.25	7.02	7.31	30051-0725-051	9.52	10
7.50	7.27	7.56	30051-0750-051	9.52	10
8.00	7.77	8.06	30051-0800-051	9.63	10
8.25	8.02	8.31	30051-0825-051	9.63	10
8.50	8.27	8.56	30051-0850-051	9.74	10
8.88	8.65	8.94	30051-0888-051	9.74	10
9.00	8.77	9.06	30051-0900-051	10.06	10
9.50	9.27	9.56	30051-0950-051	10.06	10
10.00	9.77	10.06	30051-1000-051	10.14	10
10.88	10.65	10.94	30051-1088-051	10.17	10
12.00	11.77	12.06	30051-1200-051	10.70	10
12.88	12.65	12.94	30051-1288-051	10.91	10

PART NUMBER INDEX

part number	page number	part number	page number	part number	page number
62	65	BHS	8	DA-316	22
400	66	BM	57	DAAL	17
463	66	BMFB	34	DA-AL	22
525	66	BMFB-L	34	DA-BR	22
550	66	BMFB-N	35	DAL	15
600	66	BMFS	34	D-AL	20, 22
615	66	BMFS-L	34	D-ALS	20
675	66	BMFS-N	35	DASS	17
769	66	BMGS	8	DBR	16
800	64	BMHB	34	D-BR	20
818	66	BMHB-L	34	DC-316	21
875	66	BMHB-N	34	DCAL	16
988	66	BMHS	34	DC-AL	21
1125	66	BMHS-L	34	DC-ALS	21
1275	66	BMHS-N	34	DC-BR	21
1450	66	BMMB	34	DC-DI	21
1700	66	BMMB-L	34	DC-PP	21
30050	67	BMMB-N	35	DCSBR	16
30051	67	BMMS	34	DCSS	16
63004	66	BMMS-L	34	DC-SS	21
67004	65	BMMS-N	35	DD-316	22
100S	11	BMP	58	DDAL	17
206N	11	B-PP	19	DD-AL	22
206S	11	BSG	8	D-DI	19, 20
206VO	11	BSGS	8	DP-316	21
62M	65	BSS	15	DPAL	16
62P	65	B-SS	19	DP-AL	21
A-316	18	C&G-LOCKPIN	23	DP-BR	21
AA-316	22	C-316	19, 22	DP-DI	21
AA-AL	22	C-316-C	18	D-PP	20
AA-BR	22	CAB	7	DP-PP	21
AAL	15	CAL	15, 17	DPSS	16
A-AL	18, 22	C-AL	19, 22	DP-SS	21
AASS	17	C-AL-C	18	DSS	15
ABR	15	C-ALS	19	D-SS	20
A-BR	18, 19	CBB	7	DSV-AL	22
A-DI	19	CBR	15	E-316	20, 22
AHW	7	C-BR	19	E-316-C	18
A-PP	19	C-BR-C	18	EAL	16
ASS	15	C-DI	19	E-AL	20, 22
A-SS	18	CGSS	18	E-AL-C	18
ASV-AL	22	CJDC	40	EBR	16
B-316	19	CJDC-A	40	E-BR	20
BAL	15, 17	CJDP	40	E-BR-C	18
B-AL	19, 22	CJDP-A	40	E-DI	20
B-ALS	19	CJFS	40	E-PP	20
BATC 304	43	CJFS-A	40	E-S-C	18
BBR	15	CJFU	39	ESS	16, 17
B-BR	19	CJHS	39	E-SS	20
BF	57	CJMS	39	F	59
BFFB	34	CJN	40	F-316	20
BFFS	34	CJN-A	40	F38	65
BFGS	8	CJSS	39	FAB	7
BFHB	34	CJTS	39	FAL	16
BFHB-N	35	CJVS	39	F-AL	21, 22
BFHS	34	CJVS-A	39	FBB	7
BFHS-N	35	CJWS	39	FBR	16
BFMB	34	CL-316-C	18	F-BR	21
BFMB-N	35	CL-AL-C	18	F-DI	21
BFMS	34	CLIP	33	FE	33
BFMS-N	35	CPBR	17	FF150S	12
BFP	58	C-PP	19	FF150SS	12
BFS	57	CSB	7	FHAS-C	12
BG	23	C-S-C	18	FHASS-C	12
BGN	34	CSS	15, 17	FKM	23
BH	57	C-SS	19	FLPS	50
BHP	58	D-316	20	FLSS	51

part number	page number	part number	page number	part number	page number
F-PP	21	HES	6	TCC-DP	45
FPS	49	HESS	6	TCC-SQ	45
FPS-F	50	HFS	29	TCF 316	43
FPS-L	50	HJF	29	TCGB	45
FPS-S	50	HJFS	29	TCGB-W	45
FRAC-C	11	HJS	29	TCGE	45
FS150S	12	HMS	29	TCGS	45
FS150SS	12	HN	29	TCGT	45
FSB	7	HRPB	23	TCGV	45
FSS	16, 49, 50	HRPS	5	TCLW 316	43
F-SS	20	HRPSS	23	TCM 316	43
FSS-W	46	HRS	5	TCR-316	45
FT150S	12	HRSS	5	TCR-C	44
FT150SS	12	IC	29	TCSW 316	43
FV	8	IC-L	29	TF	35
GDC	29	IC-S	29	TF-N	36
GDS	28	IMS	27, 28	TFSS	35
GFS	28	IMS HW	27	TG	23
GFSS	28	IMSS	27, 28	TGN	36
GHF	58	IMSS-SW	27	THAS-C	12
GHM	58	IMS-SW	27, 28	THASS-C	12
GHS	58	LHRPSS	23	THS	8
GHW	58	MA	7	TLF	35
GJF	27	MB	7	TLF-L	35
GJF HW	27	ME	33	TLF-N	36
GJFS	28	MS	7	TLFSS	35
GJMS	28	NBPCT	46	TLH	35
GJS	27, 28	NS	6	TLHB	35
GJSS	28	NSTA	7	TLHB_N	36
GMS	28	NSTB	7	TLH-L	35
GN	29	NSTD	7	TLH-N	36
GWSS	28	PCTF	46	TLHSS	35
HAA	5	PCTFPH	46	TLM	35
HAB	5	PCTGB	46	TLM-L	35
HAGS	5	PCTGS	46	TLM-N	36
HAGS-C	11	PCTM-C	46	TLMSS	35
HAGSS	5	RATC 316	43	TM	35
HAGSS-C	11	RGJF	27	TM-N	36
HAHAST	5	RGJFSS	27	TMSS	35
HAHAST-C	11	RGJS	27	UF	33
HALPS-C	11	RGJSS	27	UFSS	33
HALPS-C SW	11	RGN	28	UG	33
HALSS-C SW	11	RGNSS	28	UH	33
HAPS	5	RHJF	29	UH-C	33
HAPS-C	11	RHN	29	UH-i	33
HAPS-C SW	11	RHS	8	UHSS	33
HAS	5	RN	6	ULF	33
HAS-BV	5	RNS	6	ULH	33
HAS-C SQ	11	SAL	52	ULM	33
HASS	5	SAN	44	ULW	33
HASS-BV	5	SC	66	UM	33
HASS-C	11	SGPC	18	UMSS	33
HASS-C SQ	11	SHS	8	VG	23
HASS-C SW	11	SJMSS	28	VO	29
HBC	64	SL	66	WC	29
HBCP	63	SM	57	WDESS	44
HBCP-S	63	SPS	51, 53	WDSS	44
HBJ	63, 65	SPS-S	53	WN	7
HBJS	63	SSM	57		
HBPW	64	SSS	52, 53		
HCB	6	ST	64, 65		
HCPS	6	SW	7		
HCSS	6	TCB	45		
HDS	29	TCC	45		
HDSL	63	TC-C	44		
HE	33	TC-C A316	43		
HEPS	6	TCC-BT	45		

ALPHABETICAL INDEX

Air Hammer Couplings	29
Ball & Socket Couplings	8
Band Clamps and Tools	63-65
Barbed Insert Fittings (Steel, Brass, Stainless)	57
Brass Push-on Fittings	58
Cam & Groove Couplings, Insta-Lock	17
Cam & Groove Couplings, Standard COBRA	18-22
Cam & Groove Couplings, Campbell COBRA	18
Cam & Groove Gaskets and Handles	23
Campbell Coupling Selection Guide	1
ChemJoint Male Stems	39
ChemJoint Viton Seal Couplings	39-40
Clamps, Band	63
Clamps, Double-Bolt (imported)	66
Clamps, Interlocking 360 U-Bolt	30
Clamps, Spiral	66
Clamps, T-Bolt	67
Clamps, Worm Gear	65-66
Combination Nipples	5-6
Cone Strainers (for use with Part C's)	18
Crimpnology Nipples	11-12
Double-Lock Couplings	35-36
Ferrules, All Crimpnology	49-50
Ferrules, Brass	59
Ferrules for Campbell COBRA	49-50
Ferrules for ChemJoint Viton Seal Couplings	49-50
Ferrules for Crimpnology Nipples	49-50
Ferrules, Light Duty	50-51
Ferrules for Viton Seal Ground Joint Couplings	50
Flanges	12
Foot Valves	8
Garden Hose Couplings	58
Glossary of Campbell Crimpnology Terms	54
Ground Joint Couplings, Campbell Viton Seal	27-28
Ground Joint Couplings with Staked Ferrule	27
HeatWave	27
Hose Unions	11
Interlocking Male Stem with Staked Ferrule	27
Interlocking U-Bolt Clamps	30
Male Stems, ChemJoint	39
Male Stems, Interlocking	27
Male Swivel Crimpnology Nipples	11
Menders	6
NST Suction Hose Couplings	7
Nitrogen Couplings	34-36
PCT Fittings	46
Reducing Nipples	6
Sanitary Hose Adapters	43
Sanitary Tri-Clamp Fittings	43, 44
Sanitary Tri-Clamps	45
Sanitary Machined Ferrules	44
Sight Glass	18
Single-Lock Couplings	34-35
Sleeves for Cam & Groove Couplings	51-52
Sleeves, All Crimpnology	51-52
Sleeves for Suction Hose Couplings	53
Sleeves for Ball & Socket Couplings	53
Strainers	8
Suction Hose Couplings	7
Suction Hose Couplings (imported)	7

Swivel Crimpnology Nipples	11
Swivel Male Stems	27
TOE Nipples	6
Universal Couplings, Campbell	33
Universal Couplings (standard imported)	33
UniversaLock Couplings	33
Whip Check Safety Cables	30
Wine Fittings	46
Wine Ferrules	46
Worm Gear Clamps	65-66
Wrenches (Spanner & Hydrant)	8



**WE WORK
GREAT UNDER
PRESSURE!**

Our Guarantee of Quality

WARRANTY – Campbell Fittings, Inc. warrants the products described herein to be free from defects in materials or workmanship for a period of one year from the date of shipment by Campbell Fittings, Inc. under normal use and service. The obligation under this warranty is limited to replacing or repairing, without charge, any part supplied by Campbell Fittings, Inc. proven to have been defective at time of shipment, and is expressly conditioned on the Purchaser's giving Campbell Fittings, Inc. immediate notice upon discovery of the defect. Campbell Fittings, Inc. shall have the option of requiring the return of the defective material (transportation prepaid) to establish the claim.

This warranty shall not apply if the product has been altered or repaired by others, and Campbell Fittings, Inc. shall make no allowance or credit for such repairs or alterations unless authorized in writing by Campbell Fittings, Inc.

The foregoing warranty is the only warranty applicable to the products described herein, and any previous agreements, representations or warranties, oral or written, are hereby cancelled. No other expressed or implied warranties shall apply, including but not limited to implied warranties of merchantability and fitness for a particular use.

Under no circumstances will Campbell Fittings, Inc. assume any liability whatsoever for any consequential or contingent damages.

PRODUCT CHANGES – The right is reserved to make changes in pattern, design or material when deemed necessary, without notice. Products which have become obsolete by reason of design change or discontinued as a manufactured item may not be returned for credit.

RETURNED GOODS – Materials must not be returned unless consent has first been obtained in writing from Campbell Fittings, Inc. All materials approved for return must arrive properly packaged and pass our inspection criteria before credit will be issued. Returned products are subject to restocking fees.

RESPONSIBILITY – We will not be responsible for delays resulting from strikes, accidents, negligence of carriers, or other causes beyond our control.

RISK – All goods are at the risk of the Purchaser after they have been delivered to the carrier and receipt obtained for same (in good order).

ORDERS – Are subject to acceptance at Campbell Fittings, Inc., Boyertown, PA 19512.

SPECIAL PRODUCTS – Requests for cancellation of orders made to customer's specifications are not refundable and will not be considered if the manufacture of material is in process when the request is made.

ERRORS, SHORTAGES, ETC. – Claims for errors, shortages, etc. must be made on receipt of goods, otherwise no allowance will be made.

PRICES AND QUOTATIONS – All prices and quotations are subject to change without notice.

TAXES – Any tax that may be imposed by law on the sale of articles made or sold by this company shall be added to the sale price of such articles.

LIABILITY WARNING – Campbell Fittings, Inc. has no warranty applicable to fitness for the purpose of a particular use of any of the products it sells or issues as samples and shall not be responsible for any loss involving its products. It is entirely the responsibility of the end user or installer to be sure that fittings, hose, and their applications are compatible.

Campbell Fittings

Initially Issued: 04/09/2021

Certificate No.: 70

3-A Sanitary Standards, Inc.

Replacement Parts and System Component Qualification Certificate

This Is To Acknowledge That

Campbell Fittings

301 S. Washington St, Boyertown, PA 19512

Has successfully met the requirements of the Replacement Parts and System Component
Qualification Certificate program for:

Type of Part(s): 3-A RPSCQC for (00-00) General Requirements, 3-A RPSCQC for (62-02) Hose
Assemblies, 3-A RPSCQC for (63-03) Sanitary Fittings

Model Designations: Stainless Steel Sanitary TC Fittings and Machined Ferrules (CIP) Master List 1. Brewery Hose Adapter Tri-Clamp 304: BATC-4, BATC-6, BATC-8, BATC-12 and BATC-16 2. Rubber Hose Adapter Tri-Clamp 316: RATC-4x2, RATC-4x3, RATC-4, RATC-6x2, RATC-6x58, RATC-6x3, RATC-6x4, RATC-6, RATC-8x6, RATC-8, RATC-10, RATC-12 and RATC-16 3. Tri-Clamp Short Weld 316: TCSW-2, TCSW-3, TCSW-4, TCSW-6, TCSW-8, TCSW-10, TCSW-12 and TCSW-16 4. Tri Clamp Long Weld 316: TCLW-2, TCLW-3, TCLW-4, TCLW-6, TCLW-8, TCLW-10, TCLW-12 and TCLW-16 5. Tri-Clamp Crimp Hose Ends 316: TC-4C, TC-6C, TC-8C, TC-10C, TC-12C, TC-16C and TCR6X4C 6. Machined Ferrules 304: SAN100, SAN150, SAN200, SAN250, SAN300 and SAN400

Valid through: December 31, 2021

Timothy R. Rayh

Executive Director, 3-A sanitary Standards, Inc.

The issuance of this certificate is based upon the voluntary certification, by the applicant for it, that the processing system listed herein conforms to the applicable provisions of the currently effective 3-A Standard(s) or 3-A Accepted Practice(s). Legal responsibility for conformance is solely that of the holder of this Certificate. 3-A Sanitary Standards, Inc. does not warrant that the holder of a certificate at all times conforms to the applicable provisions of the said 3-A Accepted Practice. This in no way affects the responsibility of 3-A Sanitary Standards, Inc. to take appropriate action in such cases in which evidence of nonconformance has been established.

Next TPV Inspection/Report due: **April 2026**



PERRY JOHNSON REGISTRARS, INC.

Certificate of Registration

Perry Johnson Registrars, Inc., has audited the Quality Management System of:

Campbell Fittings, Inc

301 South Washington Street, Boyertown, PA 19512 United States

(This is a campus scheme. See Appendix for site specific details.)

(Hereinafter called the Organization) and hereby declares that Organization is in conformance with:

ISO 9001:2015

This Registration is in respect to the following scope:

Design and Manufacturing of Industrial Hose Fittings, Couplings, Ferrules, and Sleeves

This Registration is granted subject to the system rules governing the Registration referred to above, and the Organization hereby covenants with the Assessment body duty to observe and comply with the said rules.

Terry Boboige, President

Perry Johnson Registrars, Inc. (PJR)
755 West Big Beaver Road, Suite 1340
Troy, Michigan 48084
(248) 358-3388




The use of the UKAS accreditation symbol is in respect to the activities covered by the Accreditation Certificate Number 0105.

The validity of this certificate is dependent upon ongoing surveillance.

Effective Date: November 20, 2018
Expiration Date: November 19, 2021

Certificate No.: C2018-04485
Page 1 of 2



Manufacturing & Offices:

Campbell Fittings, Inc.
Box 417
301 S. Washington St.
Boyertown, PA 19512

U.S. and Canada:

phone 800.367.3678
fax 800.367.3670
email sales@campbellfittings.com
website campbellfittings.com

Warehouse Locations:

Boyertown, PA
Houston, TX

International:

phone 610.367.6916
fax 610.367.0689
email sales@campbellfittings.com

Affiliations:

